



# THE



# FLATWHEEL

NOVEMBER 2018

VOLUME 53, NUMBER 9



# In This Issue **NOVEMBER 2018** VOLUME 53 NUMBER 9

## FEATURES

**19 TRAINing DAY**

**22 LAYOUT TOURS**

**24 2018 AWARDS**

**BANQUET**

**25 A FOCUS ON AREA**

**HOBBY SHOPS, #23**

**34 JIM GRELL IS**

**NATIONAL WINNER**

## COLUMNS

- 3 North Coast Leadership
- 4 When and Where
- 5 An Editorial
- 6 From The Super
- 7 General Meeting Minutes
- 9 This & That
- 9 Sidebar
- 11 Module Group
- 13 Membership
- 13 Raffle
- 14 Company Store
- 15 Clinic
- 16 Contest Table
- A White Elephant Sale
- B What's Going On?
- C Hobby Sources Listings

NEW COLUMN!



This past summer I had the opportunity to again operate on member Joe Filipiak's amazing railroad. I took this month's cover photo with my smart phone and backed it up in Google Photos. Photos' Assistant tool then helped style it into this photo.

# NORTH COAST LEADERSHIP

## ELECTED OFFICERS

Superintendent - Lee Sheffield lakeshorenyc@yahoo.com

Assistant Superintendent - Ron Morgan,  
ronalco844@gmail.com

Secretary - Dave Williams (440) 838-4996  
dave\_wms@sbcglobal.net

Treasurer - Greg Noeth (216) 789-2086  
gjnoeth@yahoo.com

Director East - Fred Obreza (216) 587-4419  
chevy5664@sbcglobal.net

Director Quad County - Jim Moore (419) 684-5833  
moorez@aol.com

Director West - Gary Schaefer, trains.ohio@yahoo.com

Director at Large - Brian Haas, haasland@msn.com

Director at Large - Jeff Lauren, jflrn@sbcglobal.net,  
21-798-1896

## APPOINTED POSITIONS

Great Berea Train Show - David James c (440)-785-9907  
david.j@brtcharter.com

Achievement - Bruce Brintnall MMR,  
brintnall@mindspring.com

Layout Tours - Ron Morgan, ronalco844@gmail.com

Contests - David Lawler, davelawler@oh.rr.com

Historian/Archivist = Frank Bongiovanni

Raffle - Adam Woodie

Co. Store Manager - Chuck Klein, cbklein765@gmail.com

Clinics - Larry Madson, lmadson@roadrunner.com

Flatwheel Editor - Bruce Bowie, in2trains@gmail.com

Membership - George Keller, Modules - Ph. 419-217-0396  
gkeller4@woh.rr.com

Scott Benson, sbenson440@zoominternet.net

N.O.A.R.S. Representative - Bill Kovacs

Webmaster - Ben Lanza, blqt@nls.net

Refreshments - Joe Filipiak, graftonpotter@frontier.com

Training Day - Gary Schaefer, trains.ohio@yahoo.com



# DIVISION 4

## THE NORTH COAST DIVISION

**OUR NEXT MEETING WILL BE FRIDAY, NOVEMBER 9, 2018.**

**WE OFFER GOOD FELLOWSHIP, FREE SOFT-DRINKS/COFFEE AND AN INFORMATIVE CLINIC ON SOME ASPECT OF OUR HOBBY. JOIN US!**

### WHEN & WHERE WE MEET

The North Coast Division holds 10 meetings a year (none in July and August). Meetings are on the 2nd Friday of each month. A

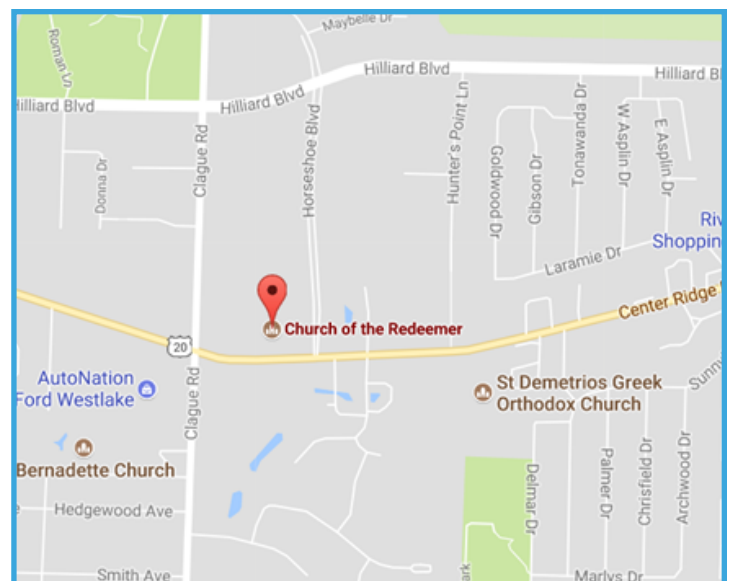
social half hour starts at 7:00 p.m. followed by a short business meeting at 7:30. After a short break, a railroad themed raffle and clinic complete the typical agenda. Meetings are held at the Church of the Redeemer, 23500 Center Ridge Rd, Cleveland, OH 44145. Visitors are welcome to attend any meeting.

The Division's newsletter, *The Flatwheel* is published monthly (except during July and August) by Division 4 of the Mid-Central Region (MCR) of the National Model Railroad Association (NMRA). All comments are welcome. Views expressed in *The Flatwheel* do not necessarily reflect the opinion of the NMRA, MCR, or Division 4.

*The Flatwheel* is typically electronically published no later than the Monday preceding the monthly meeting. Submissions are due no later than the 26th of the prior month, for example, August 26th for the September *Flatwheel*.

Uncredited photos courtesy of the editor or staff photographer Dave Williams.

**Yahoo** - The Division has a Yahoo group available for members. Send your request to join to [dave\\_wms@sbcglobal.net](mailto:dave_wms@sbcglobal.net). It's best to include "Division 4" in the subject line and include your name. The group is private and does not appear on the Yahoo directory.





# AN EDITORIAL



We purchased our first home many years ago. It was, effectively, an estate sale, even though the owner at the time was still alive in a nearby nursing home. We thought we bought just the house but actually bought it and all the contents. And not just the furniture. We got the towels, linen, family photos, tools, etc.

The house was built by the owner 40 years prior to our purchase. He was a carpenter by trade but unfortunately the tools were all "antiques" and not of much help to an aspiring DIY'er. However, it did include a large collection of nuts, bolts and wood screws. Thousands of wood screws.

I sorted the thousands of wood screws by size and length and kept them in my shop for over twenty years. Of course, given their age, they were all slotted head screws, no phillip heads to be found.

This was not an issue until the age of cordless drills and a damaged finger on my dominant hand. Trust me when I say a cordless drill **SHOULD NOT BE USED** with slotted head screws! But I continued to use those screws 'cause they were free!!

After damaging several projects when the still spinning driver slipped out of the slot and into the project, and a finger, I realized I would never stop using these screws as

long as they were in my parts collection. So I made a conscious, though difficult, decision to throw away all the slotted head screws I owned. To this day, if I stumble across a slotted head screw, I immediately throw it away.

So what the heck does this have to do with our model railroading hobby??

## **So what the heck does this have to do with our model railroading hobby??**

I purchased for a future project (100) 2 mm LED's from my good friend, Liu Wong of wehonest.com. When they arrived I pulled out my parts drawer containing lamps and LED's. It was quite full, containing in addition to LED's, numerous lamps of varying voltages and sizes I had collected over the past 50 years.

Looking at them and thinking of the amount of work it takes to install them in buildings and motive power, I opted to discard ALL LAMPS, keeping only the LED's. This mentally difficult but simple step will ensure the time and energy I expend on future models will use only the best technology available.

I have rented a table at an upcoming local train show. I will be taking a number of items that fall into this class. In this case I will add some funds to the "train" account. My excess may be someone's "oh wow" item.

An added bonus with less clutter is a motivator to get something done. Never a bad thing.

So what do you have that you **KNOW** you will never or **SHOULD** never use again? Toss it, sell it, donate it. 🚂



**BRUCE BOWIE**  
**EDITOR**

# FROM THE SUPER

**"Driving the train doesn't set its course. The real job is laying the track."**

***Ed Catmull***

## **Back to TRAINING !**

The 2018 Great Berea Train Show is now history. Attendance was up and the weather somewhat cooperated. Saturday was hot, the hottest I can recall, with one rain shower that tried to dampen our spirits. But we made it to Sunday without any issues. I can't thank you, the members of Division 4, enough. The show is a huge undertaking and the median age of our group continues to rise. The coming years will challenge us on how to staff the various positions at the show. Time for us to think outside the box and get creative.

So on to our next endeavor, TRAINing Day on Sunday November 4th. As November is National Model Railroad Month, this is our way to promote the hobby and this event is much easier on the muscles and backs of our members than the train show. Look at Training Day as a way to get one or more of those projects you have been putting off started or even finished. Come spend the day doing what we all love to do and maybe teach someone a new technique while you're at it. Build some car kits, build a structure, install some electronics, make trees, whatever you like to do. You don't have to finish a project. You can show the steps leading up to what you are currently working on. Make it fun. Contact Gary Schaefer if you would like to volunteer. He has other jobs that you can do if you don't want to work on a project of your own.

Don't forget in December our Awards Banquet takes the place of our normal meeting. There will not be a meeting at the church in December. The Awards banquet will again be at Carrie Cereno's in North Royalton on Ridge Road. Last year's banquet was well received, and they offer great food at a reasonable cost. We are still holding the cost at \$15.00 for members,

significant others and kids 15 or older. Kids under 15 are free. Sign-up sheets will be at the November meeting or give Greg Noeth a call (216-398-3428) or email, GNoetharch2@aol.com. Sign up by December 1st.

So, in closing be sure to welcome our new members and strike up a conversation with them. Some are just getting back into the hobby or they may be just starting in the hobby. Be patient and talk with them. Remember we were all green at one time and asked a lot of questions.

As always, Model Railroading is Fun !!! 🚂

***"If a train doesn't stop at your station, then it's not your train."***

**Marianne Williamson**



**LEE SHEFFIELD, SUPERINTENDENT  
THE NORTH COAST DIVISION**



# GENERAL MEETING MINUTES

## NMRA MCR Division 4 General Meeting Minutes for Friday October 12, 2018

### Church of the Redeemer, Westlake Ohio

Superintendent Lee Sheffield called the meeting to order at 7:30 pm. The September general meeting Minutes were approved as shown in the October Flatwheel by the membership present.

Treasurer Greg Noeth stated the current balance of assets, reporting that he was continuing to receive table rental fees as well as pay expenses related to the Great Berea Train Show (held October 6-7, 2018, hereafter the Train Show).

Membership Chairman George Keller said that we acquired three new members at the Train Show. Visitors were asked to introduce themselves. Of interest, two long time members were attending their first meeting.

Larry Madson, Clinic chair, indicated that the evening's clinic would be by Bruce Bowie on layout planning, and that the November clinic would be by Mike Cole on the Valley Railway. December will be the Awards Banquet and the January clinic will be by Bram Bailey, with details to be given on a later date.

Modular committee Chair Scott Benson said that modules would be set up tomorrow (Saturday, October 13) at the Berea Library in conjunction with the Berea Harvest Festival. Lee gave a brief report on the module setup at the Train Show. The modules will be set up at Training Day and Trees and Trains. Scott gave a second presentation on T-Trak (the first being during last month's meeting).

Flatwheel deadline is October 26th (*as always - Editor*).

Contest chair David Lawler, said the evening contest is for a rundown shed that can fit on a standard playing card. Winners from the September contest described

their entries and their sources and techniques. Members discussed items that they brought in for display. Next month's contest will be for single down tank cars.

Train Show Chair David James gave a review of the event, stating that attendance was very good, and the show provided a profit. Lee thanked everyone who volunteered at the show, saying that everything was covered even though a little short in a few areas. Vendors were reported to be overall happy with their results for the weekend.

Achievement Program Chair Bruce Brintnall, MMR presented Jim Grell with a merit award for his first place entry in the National convention contest. (*See article on page XX for more information - Editor*)



Training Day Chair Gary Schaefer said that there is still some space available for anyone willing to share their model railroading skills with the visiting public on Sunday, November 4th. Anyone needing to set up a



day (or more) early should contact Gary. The doors open to the public at 11 am, with Gary requesting all set-up to be completed no later than 10:30 am (doors open for us about 8:30 am).

Layout Tour chair Ron Morgan said that November 17 and 18 will be tour dates, with 5 layouts available on the 17th, with hours noon to 4 pm; one layout will be open on the 18th. Members will receive details via email (*and the November Flatwheel - Editor*). The Cuyahoga Valley & West Shore Model Railroad Club will be hosting an open house on Dec 1 and 2, and again on December 8 and 9.

Lee reported that the Awards Banquet will again be at Carrie Cerino's on December 14 (the usual meeting night). The price is \$15 for anyone 15 and over with a sign-up sheet available tonight and next month.

Lee talked about next year's regional convention to be held in Boardman and urged members to consider volunteering to help.

Company Store Manager Chuck Klein gave a presentation of the store's inventory.

Retired Raffle Dude Mike Klein filled in for out-of-town-for-work Raffle Chair Adam Woodie. Mike discussed items to be awarded during the evening's raffle.

The next Board meeting will be on November 6, 2018, starting at 7 pm at the Church of the Redeemer. Membership is welcome to attend. The main topic will be next year's budget.

George Keller mentioned the Santa Train will be at the Mad River & Nickel Plate Museum during the last weekend of November and first weekend in December.

Meeting adjourned at 8:17 pm. 🚂

David M. Williams

Secretary

## **One of our faithful vendors waiting for customers at The Great Berea Train Show! - Photo by Gary Schaefer**



# THIS & THAT

**SOME GUYS WILL DO ANYTHING TO GET PUBLISHED IN A NATIONAL MAGAZINE** - Page 15, center photo of the Oct. 2018 issue of NMRA Magazine..... notice the guy looking for layouts to be open at this Nov. 20128 Div. 4 layout tours!

He is at the upper right. - *Joe Kurilec, MMR*



**FROM TRAINS e-NEWSLETTER** - Just saw these two items on the Trains e-newsletter. - *Joe Kurilec, MMR*



**Jim Shaughnessy: 1933-2018**  
Trains looks back at the life of pioneer railroad photographer and prolific contributor Jim Shaughnessy.

## World's first hydrogen-powered train enters into service

**Alstom's Coradia iLint uses fuel cells that turn hydrogen and oxygen into electricity, and can travel up to 140 kilometers per hour.**

**Two models of the low-noise, zero-emissions train will enter commercial service in Lower Saxony, Germany, today.**

Anmar Frangoul

Published 5:29 AM ET Mon, 17 Sept 2018 Updated 11:04 AM ET Mon, 24 Sept 2018



## Rail milling debuts in North America

What weighs 68 tons, is almost 40 feet long, arrives in its own container, and could revolutionize railhead maintenance in North America? A rail milling machine, of course.

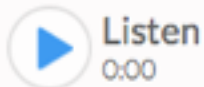




The Cuyahoga Valley Scenic Railroad is adding pieces of railway history to its collection.

The nonprofit is purchasing four railcars, including two dining railcars from the famous Amtrak California Zephyr line, which are complete with observation domes on top.

CEO Joe Mazur said the two cars will bring a new experience to the scenic tour through Cuyahoga Valley National Park.



*Traveling back in time*

"You're not only experiencing the national park and all the assets you see when you go by, but you're in a historic car that back in the '40s and the '50s was the pinnacle of travel across country," he said.

Mazur said the Silver Lariat and Solarium are sister cars to the Silver Bronco train car the railroad already owns.

The railroad plans to have the cars ready for passengers Sept. 21.



The Cuyahoga Valley Scenic Railroad is adding to its collection two dining railcars from the well-known Amtrak California Zephyr line.

CUYAHOGA VALLEY SCENIC RAILROAD

*This FYI brought to our attention by Joe Kurilec, MMR*

European railway manufacturer Alstom has launched what it says is the world's first hydrogen fuel cell train.



In an announcement Sunday, the French business said that the Coradia iLint used fuel cells that turn hydrogen and oxygen into electricity. In terms of speed, the new train can travel up to 140 kilometers per hour. (87 MPH - Editor)

Two models of the low-noise, zero-emissions train will enter commercial service in Lower Saxony, Germany, today. Fueled via a mobile hydrogen filling station, the trains will run on around 100 kilometers of line between the locations of Cuxhaven, Bremerhaven, Bremervorde and Buxtehude.

"The world's first hydrogen fuel cell train is entering passenger service and is ready for serial production," Henri Poupart-Lafarge, Alstom's chairman and chief executive officer, said in a statement Sunday.

"The Coradia iLint heralds a new era in emission-free rail transport," Poupart-Lafarge added. "It is an innovation that results from French-German teamwork and exemplifies successful cross-border cooperation."

The European Commission has described hydrogen as



# MODULE GROUP

an energy carrier with "great potential for clean, efficient power in stationary, portable and transport applications."

It is already being used in vehicles around the world. To give just one example, a fleet of hydrogen fuel cell buses is currently in operation in the Scottish city of Aberdeen.

Lower Saxony's minister of Economy and Transport, Bernd Althusmann, said that the Coradia iLint's emission-free drive technology provided "a climate-friendly alternative to conventional diesel trains, particularly on non-electrified lines."

Many thanks to Adam Woodie, who took over for me for the Great Berea Train Show modular layout display. I was off in Illinois for my high school reunion. According to all reports, everything went well. The following Saturday (October 13) we displayed at the Berea Library with our friends from the Cuyahoga Valley & West Shore RR club and their High-Rail O-Gauge layout. It was the same day as the Berea Harvest Festival, which began at 2:00 and was held in the parking lot between the library and Coe Lake. Needless to say, we had a LOT of families visiting the layout for the last couple hours. A great event for us.

As Superintendent Lee has stated, we're getting a lot of requests for our layout display! The early months of 2019 are already filling up. We'll be at Strongsville Library on February 7 and planning for displays at the Independence Train Show on March 2 and the Avon Lake Library in late March. And just this week we were confirmed to display at the World's Greatest Hobby show in Novi, Michigan on February 23 - 24.

Before we get to 2019, there's still a lot of work to do this fall! TRAINing Day is around the corner, followed by the International Trees & Trains display, with a possible display at the Lakeland holiday train show. Credit is due to all the active members of the module group, whose pure enthusiasm keeps this group active and having fun! 🚂

**SCOTT BENSON**  
**MODULE GROUP**



**Module photos from  
the recent Great  
Berea Train Show  
setup - Adam Woodie**



# Module Spotlight

**Module Spotlight:** ALTOONA ENGINE TERMINAL

**Owner:** Adam Woodie

## Introduction / Origins:

The origins of the Altoona Engine Terminal trace back to four years before I joined the NMRA. I began collecting the structures for an engine terminal in 2009. At that time I owned a 4' X 8' layout and wanted to expand. After sharing my idea of expansion with my wife, I was told that I had to finish the basement first. Only after I finished the basement, I would be permitted to build a layout as big as I wanted. So the model railroad expansion project was put on hold and 2010 was the year of finishing the basement.

Once the basement was complete, I began to consider several track designs but nothing seem to fit. After a couple of years of not accomplishing much of anything, I decided to join the NMRA local chapter. My intention was to learn from other members and to draw on their vast expertise. This is where I met the members of module group and realized this type of model railroading was for me. I wanted to jump right in and build my own modules. After joining the group, I decided that two standard 2' X 4' modules and return loop would be the ideal space in order to construct an engine terminal. The idea of the Altoona Engine Terminal was born. However, I still didn't have room in the basement for both the new module sections and the 4'X8' layout. So a decision was made in the Spring of 2013. The 4'X8' layout was given away to a little boy in order to make room for the new engine terminal.

## Track Design and Special Features:

The Altoona Engine Terminal represents a fully operational steam and diesel engine servicing facility typically found in 1940's through 1950's. As shown on the attached drawing, there is an arrival track for the locomotives coming off the road for service, a departure track for locomotives ready for their next assignment, and three supply tracks. The track along the back of the module leads to the machine shop, turntable, six stall roundhouse, and three garden tracks. Due to size of the turntable (90' scale feet across the bridge) only smaller

engines (4-6-2's for example) can fully access the roundhouse. However, a larger engine can travel directly across the turntable to stall No. 5 for running repairs. The larger engines can be turned by utilizing the main line loop as balloon track.

The mainline track on the return loop section is a twenty-two inch radius and is super-elevated. A minimum tangent length of twelve inches long exists between each curve in order to accommodate longer locomotives and rolling stock and avoid "S" curves. All of the turnouts on the mainline are conform to the module standard PECO medium radius insulated frog. All other turnouts within the engine terminal are Shinorhara No. 6. A word to the wise, I found out the hard way that some locomotives which require a minimum of 22" radius will not negotiate a super elevated curve.

## Electrical:

Each of the twelve turnouts have Tortosie Switch Motors and are controlled by accessory DCC decoders installed. The addresses for the accessory decoders are listed on the drawing schematic which is attached to the front of the module. This information is provided all members of the module group for ease of operation.

Some of the more complex electrical designs are required to operate the turntable. The turntable is constructed from the Walthers 90' Turntable kit which is controlled by a DC motor. I installed a Digitax Locomotive Decoder to provide power to the turntable motor. A DCC reversing module is required to supply power to the bridge tracks. This allows the track on the bridge to have a constant supply of DCC power while the bridge is turning as well as match to polarity to either the approach track or any of the stall tracks. The overall electrical controls for the turntable allows the operator to line up the bridge with the proper track and hostle the locomotive desired location.

## Structures and Details:

All of the buildings located throughout the module are plastic kits made by Walthers. Each building has been painted to simulate colors of readily available construction materials. For example, the coaling tower, machine shop, and roundhouse are painted with the

base color Railroad Tie Brown. Several of the bricks on the machine shop, roundhouse, and sanding house are painted a different color to accent the wall detail. The interlocking tower is painted in a Pennsylvania Railroad physical plant structures color scheme. All of the structures have been weathered with paint washes and pastels sealed with a clear coat for a realistic appearance.

Several smaller structures and details have been added to enhance the realism of the module. For example, there is an ash pit and hoist system located after the coaling tower to collect the ash and cinders from the steam locomotives. There are also sanding towers and water columns located adjacent the arrival track to service the locomotives coming off the road.

Details have also been added to the interior of some of the structures. Located in the machine shop is a raised platform and safety rail. Also, inside the machine shop's smoke stack there is a fully operational smoke generating unit. 1.5 volt lights have installed in several of the building interiors such, machine shop, interlocking tower, and round house. Finally, inside the roundhouse there is a set of lights which simulate a welder working on a locomotive.

Similar to all of the structures, the track was also painted and weathered. First, the railroad ties painted with a base coat of Railroad Tie Brown. Then the track was weathered with thinned black paint: two applications for all tracks in the engine terminal and one application for the main line tracks. Once the ballast was installed, the track rails were weathered with paint markers. An additional application of thinned black paint was added to the ballasted track to simulate oil drippings.

The fence along the back of the module is constructed of bass wood that is stained to simulate a weathered fence. The purpose of the fence is to create the illusion of depth and break up the transition from the engine terminal into the backdrop.

## Scenery:

This was actually my first attempt at completing scenery. Up to this point, I had never really been very good at scenery in the past. However, I figured that since I am now a member of the module group, it my

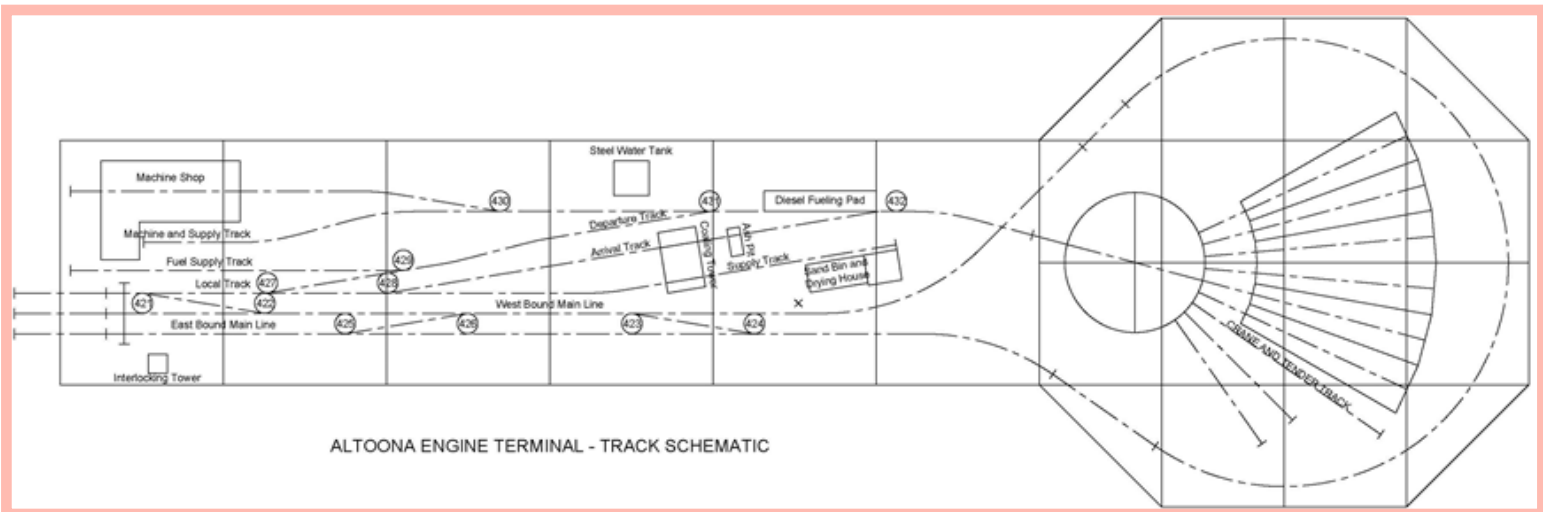
duty to display the best looking module to general public. With the goal of presenting a good looking module, I started to do some research on line. I discovered that Woodland Scenics has several Youtube links to their line of how-to videos. The company also makes several Learning Kits. Each kit has all of the basic colors, textures, and tools one would need to achieve good looking results. Armed with the Woodland Scenic Landscape Kit, Landscape Detail kit, and a few of the company's other products, I proceeded to add scenery to the Altoona Engine Terminal. Once I achieved some good results on this module, I was hooked on scenery aspect of the hobby.

The backdrops on the Altoona Engine Terminal are also my first attempt at painting a sky. I read about this technique in Model Railraoder magazine. The technique describes using an off white on the horizon and fading that off white into a blue sky. After a couple of attempts, I finally was able to achieve the desired effect. Word to the wise, heat and humidity affect how long one has in order to accomplish the fade. I also added some clouds to the backdrop for some added effect. The background buildings mounted onto the back drop are made from a print also distributed by Walthers. Each building has been mounted to cardboard backing and outlined with a black marker in order to create the illusion of depth.

## Operations:

The Altoona Engine Terminal is a good source of rail traffic on the module layout. Three supply tracks have been included in the design in order to deliver coal, diesel fuel, sand, and other supplies in order to keep those locomotives in good working order. A typical outbound train will generally include empty hopper cars, empty tanks cars, and empty box cars. Occasionally, a hopper car loaded with ash and cinders as well as an empty covered hopper are included in the outbound train. A small switch engine can make use of the arrival/departure tracks in order to perform a run-around move in order to spot the rolling stock in the appropriate location. Occasionally, some members of the module group will try their hand at the operation challenges presented by the Altoona Engine Terminal. However, the mostly like to operate the turntable and load up the roundhouse will all sorts locomotives. 🚂





# MEMBERSHIP

## NEW MEMBERS

We have three new members that were signed up for the NMRA under the NMRA Rail Pass promotion program. They were signed up at the Great Brea Train Show this month. They are:

**Darren Sikon of Valley City, Ohio Arthur Wilms of Canton , Ohio  
John Walczyk of Columbia Station, Ohio**

I will be at the Division 4 , Model Training Day event held at the Black River Landing and Transportation Center in Lorain ,Ohio on November 4,2018 to promote the advantages of belonging to the Nation Model Railroad Association and sign up new members.

As the Membership Chair Person for Division 4 NMRA I ask that anyone knowing of a member that is sick or recently deceased to contact me with the name and address of the individual. As a representative of Division 4 NMRA I will on behalf of our division send a get well card or condolence card to those persons or their families. Division 4 of the NMRA is more then just a model train association of great people we are part of a family of great Men and Women who care for one another.

Sincerely, George Keller

5516 Edmonds Road

Bellevue, Ohio 44811


Ph. 419-217-0396

gkeller4@woh.rr.com

MEMBERS: If your membership information needs to be updated, or for any questions about membership, please email George Keller, Membership, at gkeller4@woh.rr.com or call 419-217-0396 and leave a message.

**GEORGE KELLER**

**MEMBERSHIP CHAIRMAN**



## RAFFLE

November's raffle theme will be "It's a dirty job." -  
*Hmmmmmm, what could THAT be?? - Editor*

**ADAM WOODIE,  
THE RAFFLE DUDE**



# COMPANY STORE

## New project for Division 4

### *Davies Steel hopper cars are in!*



These are based on Dean Freytag's steel mill modeling. Dean's railroad was the South Ridge Lines and the steel mill was known as Davies Steel. We have designed a 70 ton three bay hopper car that in theory belonged to the South Ridge Lines and was leased to Davies Steel. There are four pre-lettered cars with application of pre-printed decals to expand a fleet of cars to 12 numbers. Price is ONLY \$20 each. The cars have arrived. We have sold about 45 Davies Hopper Cars. You may see them advertised in various places. There are 11 MDT Reefers remaining. Shirts, Hats, and Patches available.



**Wood Side, 2 numbers available \$18 ea.**



**MCR Schoolhouse  
Laser Cut Kit \$45 ea.**

**Division 4 Patches  
\$3 ea.**



**SHIRTS and HATS ARE NOW AVAILABLE  
THROUGH THE CO. STORE!**

*Polo's along with both short and long sleeve.*

## FREE DVD'S!

I should remind everyone that we have a library of how to DVD's for member use. A \$10.00 deposit for each DVD rented. \$10.00 returned when DVD returned at next meeting. Check the listing by clicking on MEMBERS ONLY, then VIDEO

**CHUCK KLEIN  
STORE  
MANAGER**



**READ THE SEPTEMBER  
EDITORIAL, THEN READ  
THIS!**

**We are looking for  
someone to take over the  
Company Store. As of  
the first of the year 2019  
Chuck will be moving on  
to other endeavors.**



# CLINIC

**NOVEMBER 2018**

## **All Aboard The Valley Railway (CT&V)**

**Mike Kole**

A photographic journey along the Valley Railway from Lake Erie to Valley Junction from the present, going back 90 years.

**DECEMBER 2018**

## **No clinic as we will be at Carrie Cerino's for the Annual Awards Banquet**

See location and time on page 32-33.



**Bruce Bowie giving the September clinic on layout track planning**

## **CLINICS WANTED**

**Help!!!!** I am looking for programs for January through June 2019. If any of you would like to share your modeling techniques, know of someone I could contact for a program, or have a suggestion for a program topic, please contact me. If you have contacted me previously about a program, please take time to remind me again.

**Larry Madson**

**lmadson@roadrunner.com**

**440-934-2643 or 440-864-2305**

**Clinic Presentation Aids** Division 4 has a digital projector available for use by Division members for presenting clinic programs in digital format. We now also have a carousel slide projector with carousels. The Division also has a video camera available for program enhancement. Anyone wishing to use the camera or the projectors for their program, contact Larry.

**LARRY MADSON**

**CLINIC CHAIRMAN**



# CONTEST TABLE

## The October 2018 contest was for: AN OLD RUNDOWN SHED OR GARAGE

There were 8 entries and 62 total votes and here are the results:

### DIORAMA

1st: George Keller  
2nd: Jim Grell, George Gelehrter (tie)  
3rd: N/A  
4th: N/A

### MODEL

1st: John Hemsath  
2nd: John Witt, Mr. Cheerios (tie)  
3rd: Dave Flebbe  
4th: Frank Bongiovanni

## The November contest is for a SINGLE DOME TANK CAR any era.

So there will be no confusion as to the identity of a tank car having a single expansion dome I have included a picture of a typical example. "Imperial Oil", Canadian eh!



FYI - Per the National and Regional contest rules,:

*"The diorama had to be a maximum of two square feet and had to be constructed on a wood or foam base"*

This should be noted by any of you diorama builders who might wish to enter a contest at a higher level than ours here at the



**DAVE "MR. CHEERIOS" LAWLER**  
**CONTEST CHAIRMAN**

## OCTOBER 2018 CONTEST MODEL PHOTOS





## OCTOBER 2018 CONTEST DIORAMA PHOTOS



# TRAINING DAY



BY GARY SCHAEFER  
TRAINING DAY CHAIRMAN

## TRAINing Day

Sunday November 4, 2018

11 A.M. - 4 P.M.

Greetings,

TRAINing Day is around the corner. I appreciate all of the great comments made by members at last month's meeting.

So far I have we have these stations:

Decoder Pro – Jim M.

Decoder installation – Lee S.

Scratch building freight cars – Darral S.

Electronics – Larry M

Trees – Brian H.

Timesaver – CVWS/Jeff L. Bill C.

Make it Take it – Larry K.

Door Prizes – Bill F.

Modules – Scott B.

Modeling – Joe K.

**I am still looking for help with  
these specific areas**

Welcome /Registration table 3-4 people is ideal.

All Scale display case

Merit Badge

Membership

Car tune up

Weathering / Scenery

4H display/table



IMPORTANT: You can just bring a project that you have been wanting to work on but haven't had time to work on. As simple as changing out couplers or putting together a kit that has been sitting around. All is appreciated and will be enjoyed by visitors.

#### SET UP:

Either Lee or I will be available sometime the week before if you would like to bring your materials early. General set up will be Saturday November 3, time TBD. On the day of the event doors will open by 8:00 am for set up. Please plan so that you are ready by 10:00 am. Coffee, juice, donuts, will be provided.


**\*\*If you have car kits that you would like to donate please bring them to October Div 4 meeting or contact me to arrange pick up.**

Please contact me if you have any questions or if you will be attending.

Gary Schaefer

[trains.ohio@yahoo.com](mailto:trains.ohio@yahoo.com)


440-759-3097



**Members at last year's  
TRAINing day showing our  
hobby to both young and old.  
Remember, participation is the  
path to enjoyment and  
fellowship!**



# LAYOUT TOURS



**BY RON MORGAN**  
**LAYOUT TOURS CHAIRMAN**

## **SATURDAY, 11/17**

Paul Novak and Sons

Joe Kurilec

Ron Morgan

Dennis Whitaker

Strongsville Model Railroad Club

## **SUNDAY, 11/18**

Bram Bailey

## **December 1st and 2nd & December 8th and 9th, 2018**

Cuyahoga Valley and Westshore  
Model Railroad Club

The November and December, that's right December, Layout Tours will offer a wide verity of interesting model railroading. It has been awhile since several of these layouts have been open. Members will enjoy a cross section of shapes and sizes along with distinct operating styles. You will see large industries, multiple switching areas, Interchanges between railroads, award winning models, DCC and non DCC operations and long mainline trains on several of the layouts.

For those members who are just starting out or have been building for a while, you will have a great opportunity to get many good ideas for your layout. Make sure you ask questions; the

owners will be glad to answer them. That's why this hobby is so great - sharing idea's and problem solving..

Speaking of problems, one of the problems we have been having with the open houses is a lack of participation from the membership. I just want to remind everyone of all the hard work that goes into preparing a layout for an open house. In recent open houses less than 10% of the membership has participated. This has been a poor response for an organization like ours.

Let's show some appreciation by coming out and supporting the owners of these fine layouts for all their hard work.

Again, all Div. 4 members and their families are welcome to participate along with the members from the Medina 4-H Club.

Directions sent via email from Webmaster Ben Lanza. 🚂

**Don't just belong – Participate.**

# Sat. Nov. 17th Tour

## Paul Novak & Sons - Gold Creek Railway – HO

HO, 32' long walk-around layout that is 90+% scenery. Free lance bridge line in Montana, interchanging with Milwaukee Rd. and C&NW. Mostly hand-laid track. Layout uses DCC. Operating sessions held using car-card system.

The Novaks' layout was featured in the Dispatcher's Office (OPSIG publication) January, 2014 issue and in the May, 2014 issue of Railroad Model Craftsman.



## Joe Kurilec - MMR - A&J Belt Lines – HO

Originally my switching layout, 18' x 8' L shaped, was the A&J Belt Lines at the last Division 4 layout tours. That line was absorbed into the Erie Plate Railroad and is quickly becoming part of the Nickel Plate Railroad.

Scenery is about 75% done. Yard tracks are installed, as are control panels. I use cab control with two throttles. The layout was published in the NMRA 2018 June calendar.

I tried to pattern the Cleveland Flats light industries, using places that I remember or liked as a kid. The layout is loosely based on places in that area. I used BE Tower (Berea, Ohio), West 110th yards, East 55th street ramp leading to the Northern Ohio Food Terminal, still under construction. RD Tower is from the B&O. Member Ron Spiga did an article on that tower. It was NOT an interlocking tower. On my layout, as a joke I made it an interlocking tower! It is also located at Cloggsville on the NKP. Nowhere near the area that RD Tower was!

The corner of the layout leads into the Terminal Tower. Concrete tunnels go under the “NOFT” heading toward the Terminal Tower. Cleveland Union Terminal catenary poles will be placed along tracks in this area and still can be seen all over Cleveland, but the CUT electrics are long gone to New York City.

I like to build structures and detail them before placing them on the layout. I also enjoy scenery work as I go along. This is a really fun project for me. As my friend Tony Koester stated “it’s good enough”. I hope you enjoy your visit.





## Ron Morgan - UNION PACIFIC RAILROAD – HO

The Union Pacific Railroad operating modern power and equipment in Eastern Wyoming is featured on this 24x34 L shaped, double tracked mainline, double decked layout. The lower and upper decks are connected by a 90 inch wide, three loop, four track helix. The layout continues where Terry Kolenc's Union Pacific Layout ends at the West portal of Hermosa Tunnel and continues on to Laramie and points West. This layout features an impressive 4x12 Walther's Ethanol Plant with completed scenery. Layout Scenery is about 80% completed on the rest of the layout. Since the last open house a major industrial park has been added along with a new wye. Also, additional layout lightings and electronic has been installed along with several new structure's. A Digitrax Command Control System is being used.





## Strongsville Society of Model Railroad Engineers

The SSMRE is a freelance HO scale 250' around the wall, double track mainline with peninsulas. Although the club was established around 1980, the current layout was started in 1992. All track is in place and operational. Scenery is about 95% completed and is in the process of being refreshed and upgraded. Scenery transitions from Western mountains to a more flat Midwestern scene. Control is 'straight DC' with 6 mainline cabs controlled by wireless Aristocraft controllers. There are also, several local switching districts that can be controlled with wireless/tethered controllers.





## Denny Whitaker - 2 Cleveland Flats Railroads – HO

### NKP RR & BAR Steel Co RR

This Railroad is a fully operational HO railroad (era 1950 thru 1964) The layout (1200 sq. ft.) is mostly imagined Cleveland Flats industries and business along the NKP's Morgan's Run. Walkway aisles represent the Cuyahoga River. A third of the layout features The BAR Steel Co., a fully integrated steel mill with its own railroad. The BAR Steel RR interchanges with the B&O and the NKP. The NKP serves all industries outside the steel mill and interchanges with 4 other railroads.

Over the past 3-years Div4 friends have been helping Dennis finish his layout (started in 2006). You will see many quality-built buildings kits, kit-bashed, and scratch-built. Track ballasting and ground cover is showing up in many areas. DCC sound equipped and weathered locomotives traverse 500 square feet of benchwork. The layout design was first created and continues to be updated using 3rd PlanIt Software.

Op-sessions require 11 operators. The BAR Steel mill's five engineer's use "action sentences" switch lists printed on 3"x 5" index cards. The NKP Trainmaster issues "JMRI switch lists" to the NKP Yardmaster for the four NKP engineers. The engineers traverse over 1,000 feet of trackage. Two-thirds of the layout's 200 turnouts are thrown by hand. The balance are powered turnouts, thrown by pushbuttons. Digitrax DT402D wireless throttles, JMRI, and smartphones or tablets can be used for both throwing powered turnouts and train control.





# Sun. Nov. 18th Tour

## Bram Bailey THE ONTARIO CENTRAL RAILWAY - HO

This is a 50' x 32' double decked railway. The era is September, 1967 and the locale is Northern Ontario Canada. There is a central classification yard serving five subdivisions. Operation is point to point with 18 staging tracks. The main line is single track with passing sidings. There is a large 4-way junction that will eventually have functional interlocking. The two major industries are a paper mill and nickel/copper smelter. The smelter has its own switching railroad. The new Providence Bay Docks are in operation which features 5 piers, 3 rail/barge slips and a flour mill complex. Power is primarily first generation MLW (Canadian Alco). Much of the scenery hard shell is in place, but none of that is anywhere near finished. The railway is controlled by a wireless NCE DCC system. Operation is controlled by a dispatcher using MBS over a telephone network. The Ontario Central Railway is a proto-freelanced provincially chartered railway operating in Northern Ontario Canada. The portion modeled is on Manitoulin Island. The era is September of 1967. The OCR's roster is 95% MLW (Canadian Alco) power. The railway depends on a nickel-copper smelter and paper mill complex for the bulk of its revenue. Interchange with the main land is done by car float and an interchange with the Canadian Pacific's Little Current Sub.



# Sat. and Sun. Dec. 1st & 2nd + Sat. & Sun Dec. 8th & 9th

## CUYAHOGA VALLEY & WEST SHORE MODEL RR CLUB – N, HO, O & G

HO enthusiasts will enjoy viewing 16 scale miles of main line, on two levels connected by a helix. The Sandusky Bay lift-bridge, Cuyahoga Work's blast furnace and West Shore Station are some points of interest. This HO layout is about 90% complete with scenery nearing completion. Our N-scale mountain railroad layout features continuous operation on two scale miles of track that winds through the scenery (which is under construction). Their triple-track O-Scale layout is 100% complete and incorporates lots of Lionel-style animation. The G-Scale loops around the room on a shelf above, and includes an impressive steel truss bridge that was fabricated in the 1940s by Case engineering students.

The club's layouts were featured in the November, 2013 issue of the NMRA Magazine.

You can't miss the very active Norfolk-Southern main line that runs alongside their depot. A good rail fanning spot. **CAUTION: DO NOT CROSS OR STAND CLOSE TO THE TRACKS. THESE ARE VERY ACTIVE TRACKS.**

**Picture of the CV&WS new metal roof install taken Oct. 10, 2018. It looks GREAT! - Photo by Joe Kurilec, MMR**









# 2018 AWARDS BANQUET



**BY LEE SHEFFIELD  
SUPERINTENDENT**

## **2018 Awards Banquet – Friday, December 14th**

Make sure you mark your calendars. Our Awards Banquet will take the place of our normal December meeting. There will be no meeting at the church.

This year's Awards Banquet will be held at Carrie Cerino's, 8922 Ridge Road, North Royalton, Ohio. Social hour starts at 6:00 PM with dinner at 7:00 PM. Dinner will be buffet style with Top Round of Beef as the main course. In addition to the Roast Top Round of Beef there will be Tuscan Chicken and Penne Pasta with meat sauce. Side dishes include Oven Browned Duchess potatoes and Green Beans with Mushrooms and Onions. Desert will be Carrie Cerino's Homemade Miniature Pastries. And of course, there will be salad and homemade rolls and butter. There will be a cash bar available and we will have a DJ for your listening and dancing pleasure. One of Santa's Elves will be joining us after dinner with gifts for the kids and our own Adam Woodie will be putting together a fantastic holiday raffle for the big kids.


The cost to attend is still \$15.00 per person 15 years or older, and kids under 15 are free. The Division subsidizes the balance of the costs. This is our reward for the hard work we put in at our Train Show and other events. To sign up see Greg Noeth at the November meeting or give Greg a call at 216-398-3428 or email at GNoetharch2@aol.com. Sign up by December 1st.

Lee Sheffield

Note: I have had a couple of members ask about directions to the banquet, so I hope these fill the need:

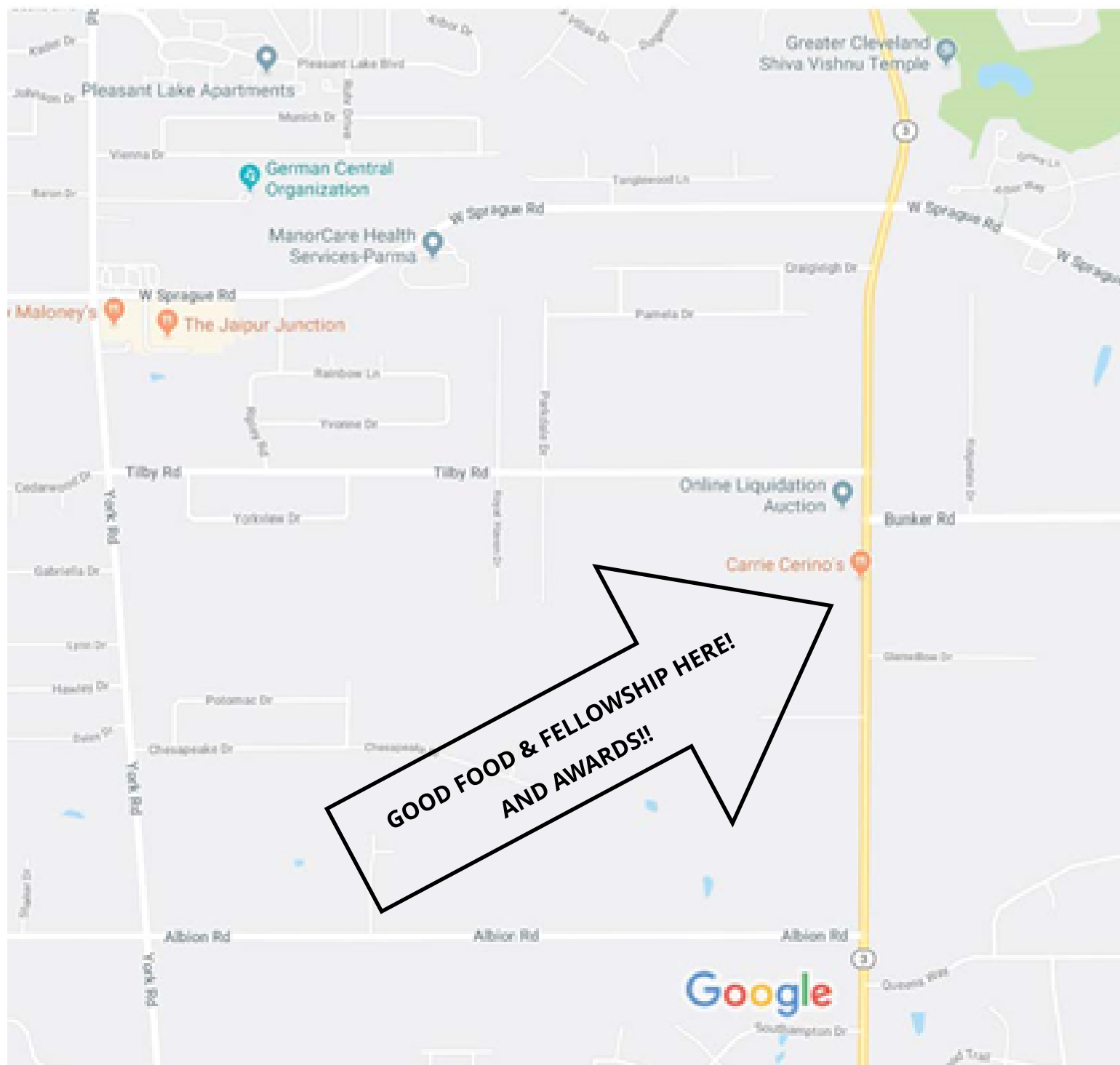
From the West – Come in on I480 East to the Ridge Road exit. At the bottom of the ramp turn right (south) and go approximately 5.5 miles. Carrie Cerino's will be on your right. Entrance to the banquet hall is in the rear.

From the East – Come in on I480 West to the Ridge Road exit. At the bottom of the ramp turn left (south) and go approximately 5.5 miles. Carrie Cerino's will be on your right. Entrance to the banquet hall is in the rear.

From the South – Ridge Road is also Route 3 so you can pick up Route 3 from multiple points such as Route 82 and 303 and Route 3 goes directly through Medina (approx 18 miles) for anyone in Medina County. 

# **2018 AWARDS BANQUET**

## **CARRIE CERINO'S**





## Hilltop Hobby Shop

1732 East Waterloo Road (State route 224 across for the old Goodyear blimp hanger)

Akron, Ohio 44306

Hilltop Hobby Shop is easy to find. I suggest using I-77 south to route 224.

330-730-1067 Mark

Suggest you call for hours of business.


A trip to Hilltop Hobby Shop is well worth it!



**The entrance is to the rear.  
There is also a building behind  
Hilltop Hobby Shop that houses  
a multi scale layout and train  
collections.**

# A FOCUS ON AREA HOBBY SHOPS, #23

ONE IN A SERIES  
BY JOE KURILEC, MMR  
PHOTOS BY THE AUTHOR





**Hilltop Hobby Shop is located across from the old Goodyear blimp hanger.**

**That is a very impressive building and would make one GREAT place for a model railroad!**

**Hilltop Hobby Shop offer a lot of model railroad supplies. Lots of blue boxes and other older products.**



**Hilltop Hobby Shop has a lot of display cases showcasing many items.**







**All scales are on display and Hilltop Hobby Shop has a good selection of track supplies. There is a good amount of used rolling stock and locomotives.**

**Behind Hilltop Hobby Shop is another building that has a very nice layout. Notice the G scale tracks that runs from inside the building and around it!**



**This is part of the Lionel layout. There are also HO and N scale layouts in this building. One very nice effect is a thunderstorm in the corner of the layout complete with lightning and sound effects!**



Mark proudly displays this Guinness world record award loco. It ran for a month and a half on an oval of track, ranking up 909.5 scale miles, 41,400 laps and 1,207.5 hours of continuous running!



**Mark's award. IMPRESSIVE!!**



# JIM GRELL IS NATIONAL WINNER

Jim Grell took some models to the National Convention in Kansas City this summer and came back with several awards: Peoples' Choice First Place Favorite Train for 1930's Auto Train, Scratch built Freight Cars Second Place for NKP Wood Gondola, Kit Built Diorama Second Place for Capt Ahab's Fish & Fry, National Contest Chairman's Award & Chairman's Choice for Capt Ahab's Fish & Fry. Congratulations Jim! 🚂




BY DAVE WILLIAMS  
PHOTOS COURTESY OF PAUL  
VOELKER, NATIONAL CONTEST  
COMMITTEE



**1st Place PC Favorite Train - Jim Grell with Bill Brown, MMR**



**Jim\_Grell's Capt Ahabs**



**Jim\_Grells\_2nd Place NKP Hopper**





# WHITE ELEPHANT SALE



## NEW COLUMN!!

The WHITE ELEPHANT SALE is a new *Flatwheel* feature that will use mostly the same rules as our Webmaster, Ben Lanza, set up for our website's SWAP-N-SHOP. It is highly recommended you advertise in both locations to maximize your sales potential (it IS free after all) .

## BASIC RULES:

1. Item(s) must be railroad related.
2. Item(s) will only be displayed for a maximum of three (3) months.
3. You must list your name and email with phone number at your option so any interested party(s) can contact you directly. It will not be listed without at least your name and email.
4. *The Flatwheel* is not the go between! All transactions are between you and the buyer/swapper.
5. Photos are highly recommended.
6. The advertiser must notify the *Flatwheel* editor, [in2trains@gmail.com](mailto:in2trains@gmail.com), when item is sold/swapped so it can be removed from page. Email only!
7. Limit of ten (10) items from same person listed at any one time.
8. A brief description should be included.
9. We reserve the right to edit any and all ads if needed.
10. All rules are subject to change without notice and at the drop of a hat (I like this rule, thanks Ben!) .
11. *The Flatwheel* is not responsible for any typos, mistakes or what is in any listing of any kind. Please notify the *Flatwheel* editor, [in2trains@gmail.com](mailto:in2trains@gmail.com), of any changes that need to be made to your listing.

## FOR SALE:





# WHAT'S GOING ON?

## MODEL TRAINING DAY Sunday November 4, 2018 11:00 a.m. – 4:00 p.m.

**BLACK RIVER LANDING & TRANSPORTATION CENTER**

421 Black River Lane (under the bridge)

Lorain, Ohio 44052

### FREE!

For Anyone Interested In Learning More  
About Model Railroading!



• Under The Age Of 15 Must Be Accompanied By An Adult •

CELEBRATE NATIONAL MODEL RAILROAD MONTH

KIDS AND ADULTS • ALL SKILL LEVELS

LEARN HOW TO GET STARTED OR HOW TO IMPROVE WHAT YOU ALREADY HAVE

OPERATING TRAINS • DEMONSTRATIONS • DISPLAYS • HANDS ON TRAINING

**DOOR PRIZES!**

**BUILD A MODEL KIT and TAKE  
IT HOME WITH YOU!**

**KITBASHING**

**WEATHERING and SCENERY**

**BUILDING WITH FAST TRACKS**

**LEARN HOW TO EARN YOUR RAILROADING  
BOY SCOUT MERIT BADGE**

**MODEL RAILROAD ELECTRONICS**

**DCC vs. ANALOG**

**WHAT SCALE IS RIGHT FOR ME**

**MORE! MORE! MORE!**

For More Information: <http://www.div4trainingday.org>

Email: [info@div4trainingday.org](mailto:info@div4trainingday.org)

*Presented by:*



**The National Model Railroad Association  
Mid-Central Region Division 4**

Serving Lorain • Cuyahoga • Medina • Erie • Huron Counties  
[www.div4.org](http://www.div4.org)

*With the cooperation of:*

*The Lorain Growth  
&  
Tourism Committee*





# Building a Model Railroad

Saturday, November 3, 2018

9:00 am to 2:00 pm



## Open Free to the Public

The "How To" of Building a Model Railroad

- Basic layout framing
- Basics of laying Track
- Basic transformer wiring
- Simple wiring types
- Basic Scenery
- Model Building
- your railroad support structure (Benchwork)
- including the roadbed
- how to connect your transformer to your track
- to run your trains
- different construction techniques
- add that station or factory

Attend one or all Topics

Held At:

**Lakeland Community College  
Athletic & Fitness Center (AFC) Gym  
7700 Clocktower Drive  
Kirtland, Ohio 44094**

➤ Non-members are Welcome

➤ Note: Under the age of 16, must be accompanied by an adult.

➤ Each Topic is taught by experienced model railroader.

➤ Bring a current Project

➤ Bring your questions; Take home a wealth of knowledge.



For latest up-to-date info, check [www.MCR5.org](http://www.MCR5.org) or email: [promoday@mcr5.org](mailto:promoday@mcr5.org)


440-256-8141

Presented by

**National Model Railroad Association  
Mid-Central Region – Division 5**



Jon Ulbright presents the 2<sup>nd</sup>



## Mt. Hope Train & Toy Show

sponsored by CJ Trains LLC

[www.cjtrains.com](http://www.cjtrains.com)

Featuring:

- All Gauges & Parts
- Running Layouts
- Farm & Vintage Toys
- Die-cast Models
- Books & Videos
- NASCAR Items
- 600+ Dealer Tables
- Free Parking
- Catered by Mrs. Yoder's Kitchen

**Saturday, November 3, 2018**

10:00 AM - 4:00 PM • Admission: Adults \$5.00 • Children 12 and under FREE

**Mt. Hope Event Center**

8076 St. Rt. 241

Mt. Hope, OH 44660

(If using GPS: 8076 St. Rt. 241, Millersburg, OH 44664)

**Rules for Dealers:**

1. Dealers without up-to-date fee-free, accurate fee-free.
2. Dealers will accept full responsibility for any injuries or loss to their or their property while attending the show(s). Dealers expressly release the promoters (CJ Trains LLC and Mt. Hope Event Center) from any liability and agree to hold promoters harmless therefor.
3. All tables will be allocated for each show that a dealer is unable to attend because of illness or unavailability. If unable to attend because of any other reason(s), the dealer must let CJ Trains LLC know one week prior to the show in writing or by phone.
4. There is a \$10.00 deposit attached to the table.
5. If for any reason the show is cancelled, all items will be refunded.
6. All tables and storage should be placed directly under the tables. No cash/valuable is to be left in the show or unattended. Electricity is available if needed in advance (charge-out outlet) at no additional cost.
7. All unattended, unattended, unattended, and etc. are to be done at the designated entrance.

**5. No "pick-up" before 4 p.m.**



**Next Show:  
March 23, 2019**

**Please Print**

Dealer: \$25.00 per 10' table in Advance. — Buy 10 tables, get 1 FREE! — Two free admissions per exhibitor.

I would like \_\_\_\_\_ tables of 10' x 20' each = \$\_\_\_\_\_

Free coffee for Dealers @ 10:00AM, courtesy of CJ Trains LLC

**All table orders are prepaid! No exceptions!**

Name: \_\_\_\_\_

Phone: \_\_\_\_\_

Address: \_\_\_\_\_

City/State/Zip: \_\_\_\_\_

E-mail: \_\_\_\_\_

☐ L & S HO ☐ OGS ☐ TOYS ☐ MISC. ☐ ELECTRONIC

**Make checks payable to:**

CJ Trains LLC

c/o Jon Ulbright

PO Box 444

Wapakoneta, Ohio 45390

[www.cjtrains.com](http://www.cjtrains.com)

Call after 4:00PM

Jon Ulbright

330-282-1488 • 330-408-8884

e-mail: [call@cjtrains.com](mailto:call@cjtrains.com)

Mt. Hope - Fall 2018



# NORWALK & WESTERN RR Presents: MODEL TRAIN SHOW

at

## EHOVE Career Center

Sunday, November 11, 2018 10:00am-3:00pm

316 West Mason Road Milan, Ohio

1/4 Mile North of Ohio Turnpike Exit 118

\*\*\*\*

### Model Trains-All Scales

Model Railroad Supplies

Toys

Test Track

### Operating Layouts and

Displays

Free Parking

Lunch Available

Books

THOMAS the TANK

ENGINE items

Railroadiana

\*\*\*\*\*

SINCE 1985



\*\*\*\*\*

Over 175 Tables Available

BIGGER AND BETTER  
THAN EVER!!

\*\*\*\*\*

ADMISSION:

10 and Over-\$5.00

\*\*\*\*\*

OPEN MEMBERSHIPS  
AVAILABLE! VISIT OUR  
WEBSITE OR CALL  
(419) 706-8038 FOR MORE  
INFORMATION



Like us on  
Facebook

[www.norwalkandwesternrr.com](http://www.norwalkandwesternrr.com)

### FALL 2018 RESERVATION FORM

Name: \_\_\_\_\_

Address: \_\_\_\_\_

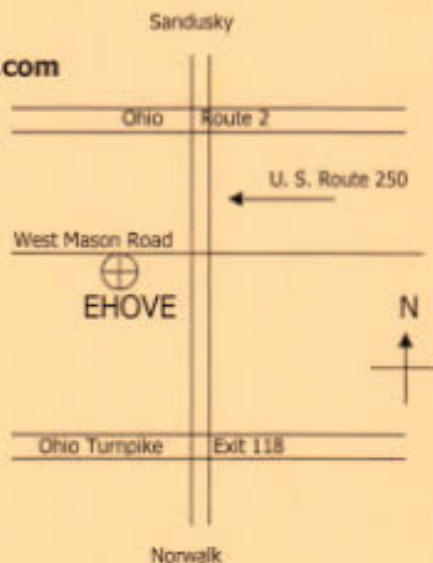
City: \_\_\_\_\_ State: \_\_\_\_\_ Zip: \_\_\_\_\_

Phone: \_\_\_\_\_ / \_\_\_\_\_ / \_\_\_\_\_

# of 8' Tables: \_\_\_\_\_ @\$25.00 ea. = \_\_\_\_\_

(After 10/28/18 30.00 ea.)

Norwalk & Western RR PO Box 105 Norwalk, OH  
44857 Contact: Tony Catalano (419) 706-8038



# NETS Model Train Show

*All Scale Model Train Show*  
*In Memorial of Bob Orlando*

**Saturday, November 10, 2018**  
**10 am - 4 pm**

Highland Heights Community Center  
5827 Highland Road  
Highland Hts. Ohio 44143

Admission: \$5.00 adults  
Children under 12 Free  
Free Parking

For information, contact:  
Jim Wendorf  
(440) 257-8892  
wendorfj@verizon.net

Proceeds to help the restoration and preservation of the historic Painesville Depot and bring her back to its glory days of the NYC, Painesville Railroad Museum, a 501(c)3 Non-profit. And UGDWP, NETS, and Orlando family.

[www.oregonrailroadmuseum.org](http://www.oregonrailroadmuseum.org)

6' X 30' Tables  
Selling items - Table cost \$25.00 each  
Load in Fri 8:00 pm to 8:00 pm  
Sat. 7 a.m. to 9:45 a.m.

Make Checks Payable To:  
Jim Wendorf

Mail To:  
Jim Wendorf  
11351 Labrador Lane  
Concord, Ohio 44077

Please send title request by Nov. 7, 2018

**Nov. 2018 NETS Model Train Show**

PLEASE PRINT:

Name: \_\_\_\_\_

Phone: (\_\_\_\_\_) \_\_\_\_\_

Address: \_\_\_\_\_

City: \_\_\_\_\_ State: \_\_\_\_\_ Zip: \_\_\_\_\_

Card: \_\_\_\_\_

Parent: \_\_\_\_\_

Amount Enclosed \$ \_\_\_\_\_

No. of Tables \_\_\_\_\_

Sponsored by North East Train Society

Please return this part only

## Paranormal Investigation

Of The

### Painesville Railroad Depot

**November 17, 2018, 9 pm to Midnight**

Presented by the ladies of  
Haunted Housewives

The Painesville Railroad Museum

Painesville Railroad Depot

475 Railroad Street, Painesville, OH 44077



This historic building, built in 1893, was used as a passenger depot up until 1971. This haunted building has more than its share of paranormal activity.

#### VISIT THIS HISTORICAL TRAIN DEPOT



#### Direction to Painesville Depot

I-90 (exit 200) to Rt. 44  
North on Rt. 44 to Rt. 2  
East on Rt. 2 (1.5 miles) to OH 535 / OH 283 (exit 223)  
South on OH 283 for 250 feet, left turn (east onto Chester St.)  
East on Chester St. (0.7 miles) to North State Street  
South on North State Street (under RR Bridge) to Railroad Street  
East on Railroad Street to Depot

A \$20 donation will be accepted. All proceeds from this paranormal exploration will go to the Painesville Railroad Museum, the group dedicated to the restoration of the NYC Painesville Depot. Visit [www.willoughbyghostwalk.com/special-events](http://www.willoughbyghostwalk.com/special-events) for ordering tickets.

[www.painesvillerailroadmuseum.org](http://www.painesvillerailroadmuseum.org)  
A 501(c)3 non-profit

Denny's Trains will have its third

## MANSFIELD TRAIN SHOW

**Sunday, November 18, 2018**

**at the Richland County Fairgrounds**

**10:00 A.M. - 3:00 P.M. in The Fairhaven Hall**

**750 N. Home Rd., Mansfield, OH 44906**

**Admission \$5 under 12 free**

**THIS SHOW WILL HAVE ONLY TRAIN-RELATED ITEMS.**

If you are looking for superware, fishing lures, plants, corn, May Day cosmetics, toys, Beanie dolls, jewelry, Barbie figures, baby clothes, basement water-proofing/boots, etc., this show is not for you.

This show WILL have a KIDS AREA with a small riding Thomas train, operating 10 scale Thomas train, several operating layouts and over 100 tables of quality train-related items.

DEALERS - 9 A.M. to 12 P.M. - Buy 5 get 1 FREE! - Saturday set-up 4:00 P.M. - 8:00 P.M.  
Sunday set-up 7:00 A.M. - 10:00 A.M.

There will be limited drive-in access to trucks - Dealers must stay completely set-up until 3:00 P.M.

For more information, contact Denny Drees at 419-606-7034

Please make checks payable to Denny Drees and mail to:  
Denny Drees  
22507 Sunny Road 3  
Loudonville, OH 44042

DIRECTIONS: off US 30, 7 miles WEST of I-71 - exit at Trimble Rd., go north 1000 feet, turn left on Longview, take Longview S/W of a mile to stop sign at Home Rd., turn right - Fairgrounds on right



# TCA LAKE ERIE CHAPTER TRAIN COLLECTORS ASSOCIATION THANKSGIVING LAKE ERIE CHAPTER TRAIN MEET

**Saturday, November 24th, 2018**

U.A.W. Hall, 5615 Chevrolet Blvd., Cleveland, Ohio

- Free Parking
- Ground-Level Entrance
- Good Lighting
- Wide Aisles
- Refreshments Available
- New and Old Trains
- Parts, Repair Manuals, Price Guides, Books, etc.
- Train Videos
- Model Building Supplies and Kits
- Lionel, American Flyer, NTH, Williams, Weaver, LGB
- O, S, HO, N, Z & Large Scale



**ADMISSION:** Adults \$6 • Children Free  
Open to the Public 10 am - 3 pm  
For More Information Contact: tcalakeerie@gmail.com

# Christmas Train and TOY SHOW

2018 2018 2018 2018 2018 2018 2018

BUY - SELL - TRADE

**Sunday, December 9, 2018**  
10:00 am to 3:30 pm

Santa Claus will be at the show from 12:30 pm to 2:00 pm. If you wish to take your child's picture with Santa, we ask that you make a \$5.00 donation to JDRF.

(440) 256-8141

Email: cleveshows@att.net  
www.cleveshows.com

Dealer Info at:  
www.christmastrainshow.com

Held at:  
**Lakeland Community College  
Athletic & Fitness Center (AFC) Main Gym**  
7700 Clocktower Dr.  
Kirtland, Ohio 44094  
Interstate 90 and Rt. 306 (S.E. Corner)

Adm.: Adults \$8.00 Children (6-12) \$3.00, Under 6 Free  
Family \$15.00 (2 adults + children under 12)  
Active Military Personnel Free

**Toy Collection for needy families** - New in-box toys only (unwrapped). Please no stuffed animals.

**JDRF** - Stop by the L.C.J.W.F. table and help find a cure for Juvenile Diabetes with your donation.




Dealer Redeemable Toy Show  
\$25.00 Dealer Price Certificate  
(Drawings at Noon and 2 pm)

Featuring:  
300+ Tables • One Floor • Operating Train Layouts • Free Parking  
HO Trains - Structures - Accessories - Lionel, American Flyer, G-gauge, N scale trains  
Good Food - 24 hr. Police Security  
**BUY - SELL - TRADE**



Revised 11-18

Jon Ulbright presents the 21<sup>st</sup>



# Massillon Train & Toy Show

sponsored by CJ Trains LLC  
www.cjtrains.com

Featuring:

- All Gauges & Parts
- Running Layouts
- Farm & Vintage Toys
- Die-cast Models
- Books & Videos
- NASCAR Items
- 150+ Dealer Tables
- Free Parking
- Good Food & Drink

**Sunday, December 9, 2018**

10:00 AM - 3:00 PM • Admission: Adults \$5.00 • Children 12 and under FREE

**Massillon Knights of  
Columbus Hall**  
908 Cherry Road NW  
Massillon, Ohio 44647

No "pack-up" before 3 p.m.

Rules for Dealers:

1. Dealers will set up between 8:00 AM and 9:00 AM.
2. Dealers will accept full responsibility for any injuries or loss to items at their property while attending the show(s). Dealers expressly release the promoters (CJ Trains LLC and Massillon Knights of Columbus) from any liability and agree to hold promoters harmless.
3. All items will be returned for each show that a dealer is unable to attend because of illness or vehicle problems. It is the dealer's responsibility to return items for each show that a dealer is unable to attend because of any other reason(s). The dealer must let CJ Trains LLC know one week prior to the show of not attending.

Next Show: December 6, 2019

Please Print

Dealers - \$25 per 8 table in advance — Buy Tables, get 1 FREE! —  
Two free admissions per exhibitor

Name \_\_\_\_\_  
Phone \_\_\_\_\_  
Address \_\_\_\_\_  
City, State, Zip \_\_\_\_\_  
Email \_\_\_\_\_

☐ Z N & HO ☐ S & Z ☐ HOYS ☐ NRC ☐ ELECTRICITY



4. There is a fire walking attached to the walls.
5. If an item is broken the show is cancelled, all items will be returned.
6. All items and storage material must be placed directly under the tables.
7. No loose material is to be left in the aisle or underneath. Dealers to be available 10 minutes in advance (if pre-arranged) at no additional cost.
8. All loading and unloading of material, vehicles, and etc. are to be done at the designated area(s).
9. No "pack-up" before 3 p.m.

I would like \_\_\_\_\_ tables at \$25.00 each = \$\_\_\_\_\_  
Free coffee for Dealers 10:00 AM, courtesy of CJ Trains LLC.

All table orders are prepaid! No exceptions!

Make checks payable to:  
CJ Trains LLC  
c/o Jon Ulbright  
PO Box 440  
Massillon, Ohio 44647  
www.cjtrains.com

Call after 6:00 PM  
Jon Ulbright  
(330) 262-1408  
e-mail: ulbright@cjtrains.com  
Massillon - Winter 2018

# HOBBY SOURCES IN OUR AREA

## State Tool & Die



4780 Briar Road | Cleveland, OH 44135 | T: 216-267-6030



Shop our entire inventory of HO scale cars  
and accessories at [www.statetoolanddie.com](http://www.statetoolanddie.com)

## Sounds Of Motion



DCC SALES AND TECHNICAL SUPPORT

6910 SOM Center Rd.  
Solon, OH 44139  
Phone 440-248-4599

FRANK FEKO  
Proprietor  
[frankfeko@gmail.com](mailto:frankfeko@gmail.com)

## DEPOT TRAIN & HOBBY

"It's not just a Hobby . . . It's an Adventure."

Garden Railroad, Lionel, HO, & N  
Trains, Track, and Accessories  
Plastic Models, Rockets,  
Wooden Ships, Hobby Tools, and Paint

4342 W. 130th Street  
Cleveland, Ohio 44135  
216-252-8880  
[www.depotland.com](http://www.depotland.com)



## EASTERN OHIO TRAINS

*The Hobby Home of High Speed Service*

2740 Fairmount Blvd.  
Cleveland Heights, Ohio 44106  
Phone: 216-215-7377  
Fax: 216-371-0931  
email: [cohss@aol.com](mailto:cohss@aol.com)  
[www.easternohiotrains.com](http://www.easternohiotrains.com)

Joe Andrews, Proprietor

## JASON'S BRASS POLES

We specialize in trolley model products.

Railroad Trolley & Specialty & Model Railroad Dealer

Brian Weisman - Owner

[bweisman@roadrunner.com](mailto:bweisman@roadrunner.com) (TROLLEYS & MODEL  
RAILROAD DEALER)

<http://www.jasonsbrasspoles.com/>

***These vendors are members of our very own NORTH COAST  
DIVISION! Give them a try when you need the supplies and  
services they offer!! - Editor***



**AL'S TRAINS & HOBBY LLC**  
708 BROADWAY AVE.  
BEDFORD, OHIO 44146



DCC INSTALL  
FRAME MILLING  
TRAIN SETS & ACCESSORIES  
MODEL KITS-SLOT CAR SETS  
& ACCESSORIES

HOURS:  
M-W-F: 10-6  
THURS: 10-7  
SAT: 10-4  
SUN-MON: CLOSED

Phone: 440-232-0591 Fax: 440-232-0596  
www.alstrains hobby.com email: al@alstrains hobby.com

(216) 661-7300  
FAX (216) 661-6433



**TRADING POST TRAIN SHOP**  
FEATURING LIONEL TRAINS

JAMES J. BERILLA  
Owner

4394 PEARL RD.  
CLEVELAND, OHIO 44109

**DEPOT TRAIN & HOBBY**  
"It's not just a Hobby . . . It's an Adventure."

Garden Railroad, Lionel, HO, & N  
Trains, Track, and Accessories  
Plastic Models, Rockets,  
Wooden Ships, Hobby Tools, and Paint

4342 W. 130th Street  
Cleveland, Ohio 44135  
216-252-8880  
www.depotland.com



**KEEP YOUR TARGET "ACQUIRED"  
AT THE**

**WARZONE  
MATRIX**

CHRIS WILSON  
(216) 433-1316  
WARZONEMATRIX.COM

4704 ROCKY RIVER DRIVE  
CLEVELAND OHIO 44135  
M2ONE@sbcglobal.net



MON - SAT. 10-5  
SUN. NOON-5

www.ormandys.com



1 - HO - Z GAUGES AND PARTS

**Ormandy's**

TRAINS & TOYS FOR THE CONNOISSEUR  
SPECIALIZING IN EUROPEAN TRAINS  
BUY & SELL OLD TOYS

**JOHN ORMANDY**

330-722-1019  
330-722-2205 Fax

10 PUBLIC SQUARE  
MEDINA, OHIO 44256



**Model Trains**

Jan Dell Flowers Train Shop  
Lionel - MTH - Marklin - Micro-Trains - Kato - LGB - Piko - Bway Ltd.  
19350 Detroit Road Rocky River OH 44116  
440/331-2392  
Jim Lewis



**Uncle Ray's Trains**  
4282 Lake Rd. • Sheffield Lake, Ohio 44054



uncleraystrains@gmail.com  
Or call Uncle Ray at... (888) 933-2999 • (440) 933-0609

www.uncleraystrainsoh.com

**Stewart's Hobbies & Collectors' Toys**  
Trains • Plastic Kits • Die-Cast Cars  
Slot Cars • Toy Soldiers

38033 Euclid Ave. • Willoughby, OH 44094

440/942-6632

STORE  
HOURS:  
M-F 12-6  
THURS. 12-8  
SAT. 10-6

ROB STEWART  
SANDY STEWART

• Buy •  
Sell • Trade  
Old & New

# Strongsville Hobby



ELECTRIC & NITRO R/C CARS, BOATS, AIRPLANES, SLOT CARS, ROCKETS  
HOBBY SUPPLIES & PINE CAR DERBY, TRAINS & PLASTIC MODELS

831 Chestnut Commons Dr.  
Elyria, Ohio 44035  
Phone (440)366-0665  
Fax (440)366-0666

R/C TRACK  
ON SITE

[www.strongsvillehobby.com](http://www.strongsvillehobby.com)

Mon - Fri 11:00 - 8:00  
Sat 11:00 - 6:00  
Sun 12:00 - 5:00  
JERRY IVANCIC

# DANIELS HOBBIES

Premium Quality

Est 1978

34E Main Street, Norwalk, OH 44857  
M-Sat 10AM-6PM, Closed Sundays  
(419)588-2029 | [danielshobbies.com](http://danielshobbies.com)

# CORNER FIELD



## MODEL RAILROAD & HOBBY

18720 Pioneer Road • Middlefield, Ohio 44062

Located in Hunsburg

**Tom Elesh, Owner • 440-636-5162**

Website: [cornerfieldmodelrailroadmuseumandhobby.com](http://cornerfieldmodelrailroadmuseumandhobby.com)

Email: [cornerfield@cornerfieldmodelrailroadmuseumandhobby.com](mailto:cornerfield@cornerfieldmodelrailroadmuseumandhobby.com)

# BAD L's Hobby

Your One Stop Slot Car Shop!

13397 Smith Road  
Middleburg Heights, OH 44130



440-941-BADL (2235)  
[info@badlhby.com](mailto:info@badlhby.com)  
<http://badlhby.com>

**Bob Lusch**  
The "B" in BAD

# STOCKYARD EXPRESS LLC

O-Gauge MTH Electric Trains & Accessories

*Where the bull stays in the barn and the train rolls down the track*

- MTH Authorized Service & Demo Center -

**MTH - Lionel - Atlas**

'O' Trains, track, accessories and more

49293 Plate Rd  
Oberlin, OH 44074  
(South of Boardman & SR 20)

Clyde & Diane Lewis

440.774.2131 / 440.774.7575 fax

[www.stockyardexpressllc.com](http://www.stockyardexpressllc.com)

[email:stockyardexpress@aol.com](mailto:email:stockyardexpress@aol.com)

# Stauffer Books & Prints



[www.staufferbooksandprints.weebly.com](http://www.staufferbooksandprints.weebly.com)

**STAUFER BOOKS & PRINTS**

(330) 636-1672



## HOBBYTOWN USA

7982 PLAZA BLVD.  
MENTOR, OH 44060

HTUMENTOR@AOL.COM  
440-974-2116 MON-SAT 10am-8pm



**BEN FRANKLIN**



Plastic, Wood & Metal Models  
Trains • Rockets • Kites • Coin Books  
Die Cast • Roadrace • Pine Car Derby  
Puzzles • Radio Control • Dime Store

Large Selection  
Great Prices  
Howard Mowcomber

183 Park Ave.  
Amherst, OH 44001  
440-988-5462

[tanm55@centurytel.net](mailto:tanm55@centurytel.net)

## THE MUSIC BOX

Grand Pacific Junction  
8062 Columbia Road  
Olmsted Falls, OH 44138

440-235-1625

[themusicbox@prodigy.net](mailto:themusicbox@prodigy.net)

# PLEASE SUPPORT THESE DEALERS!

# DIVISION 4, MCR, NMRA

## *The North Coast Division*



The North Coast Division holds 10 meetings a year (none in July and August). Meetings are on the 2nd Friday of each month. A social half hour starts at 7:00 p.m. followed by a short business meeting at 7:30. After a short break, a railroad themed raffle and clinic complete the typical agenda. Meetings are held at The Church of The Redeemer, 23500 Center Ridge Road, Westlake, OH 44145. Visitors are welcome to attend any meeting.

The Division's newsletter, *The Flatwheel* is published monthly (except during July and August) by Division Four of the Mid-Central Region (MCR) of the National Model Railroad Association

(NMRA). All comments are welcome. Views expressed in *The Flatwheel* do not necessarily reflect the opinion of the NMRA, MCR, or Division Four.

Uncredited photos courtesy of the editor or staff photographer Dave Williams.

*The Flatwheel* is typically electronically published no later than the Monday preceding the monthly meeting. Submissions are due no later than the 26th of the prior month, for example, August 26th for the September *Flatwheel*. 🚂

## **Canadian Pacific G-5, 4-6-2 at Age of Steam Roundhouse**

**- Photo by Dave Lawler**

