



# THE



# FLATWHEEL

**MAY 2019**

**VOLUME 54, NUMBER 5**



## In This Issue

MAY 2019

VOLUME 54 NUMBER 5

### FEATURES

**23 THE QUILTING  
DEPARTMENT?**

**24 HOW TO PRINT *THE  
FLATWHEEL***

**27 BEING VERY  
PERSONAL WITH  
READING 2100**

**29 ORGANIZATION IS  
JUST ANOTHER TOOL**

**33 ALL ABOARD**



### COLUMNS

- 3 North Coast Leadership
- 4 When and Where
- 5 An Editorial
- 6 From The Super
- 7 General Meeting Minutes
- 10 This & That
- 10 Sidebar
- 11 Module Group
- 13 Membership
- 13 Raffle
- 14 Company Store
- 15 Clinic
- 16 Contest Table
- A What's Going On?
- B Hobby Sources Listings

COVER PHOTO: Member Dave Lawler took this month's cover photo at Chama, New Mexico in August 2011. Engine 488 is a narrow gauge (3') K-36 2-8-2 locomotive built in 1925. With a tractive effort of 36,200 lbf (161.03 kN), this engine is still in service today, hauling passengers on the 64 mile Cumbres & Toltec Scenic Railroad.

*a GREAT ride - Editor*

# NORTH COAST LEADERSHIP

## ELECTED OFFICERS

Superintendent - Lee Sheffield lakeshorenyc@yahoo.com

Assistant Superintendent - Ron Morgan,  
ronalco844@gmail.com

Secretary - Dave Williams (440) 838-4996  
dave\_wms@sbcglobal.net

Treasurer - Greg Noeth (216) 789-2086  
gjnoeth@yahoo.com

Director East - Fred Obreza (216) 587-4419  
chevy5664@sbcglobal.net

Director Quad County - Jim Moore (419) 684-5833  
moorez@aol.com

Director West - Gary Schaefer, trains.ohio@yahoo.com

Director at Large - Brian Haas, haasland@msn.com

Director at Large - Jeff Lauren, jflrn@sbcglobal.net,  
21-798-1896

## APPOINTED POSITIONS

Great Berea Train Show - David James c (440)-785-9907  
david.j@brtcharter.com

Achievement - Bruce Brintnall MMR,  
brintnall@mindspring.com

Layout Tours - Ron Morgan, ronalco844@gmail.com

Contests - David Lawler, davelawler@oh.rr.com

Historian/Archivist - Frank Bongiovanni

Raffle - Adam Woodie, woo3482@hotmail.com

Co. Store Manager - Scott Benson,  
sbenson440@zoominternet.net

Clinics - Larry Madson, lmadson@roadrunner.com

Flatwheel Editor - Bruce Bowie, in2trains@gmail.com

Membership - George Keller, gkeller@woh.rr.com, (c)  
419-217-0396

Modules - Adam Woodie, woo3482@hotmail.com

N.O.A.R.S. Representative - Bill Kovacs

Webmaster - Ben Lanza, blqt@nls.net

Refreshments - Joe Filipiak, graftonpotter@frontier.com

Training Day - Gary Schaefer, trains.ohio@yahoo.com

# DIVISION 4

## THE NORTH COAST DIVISION

**OUR NEXT REGULAR MEETING WILL BE FRIDAY, MAY 10, 2019.  
WE OFFER GOOD FELLOWSHIP, FREE SOFT-DRINKS/COFFEE AND  
AN INFORMATIVE CLINIC ON SOME ASPECT OF OUR HOBBY. JOIN US!**

### WHEN & WHERE WE MEET

The North Coast Division holds 10 meetings a year (none in July and August). Meetings are on the 2nd Friday of each month. A

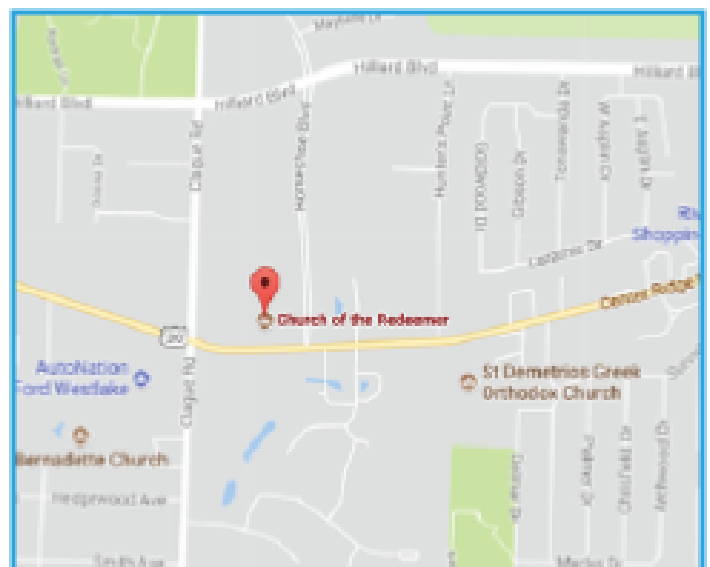
social half hour starts at 7:00 p.m. followed by a short business meeting at 7:30. After a short break, a railroad themed raffle and clinic complete the typical agenda. Meetings are held at the Church of the Redemer, 23500 Center Ridge Rd, Cleveland, OH 44145. Visitors are welcome to attend any meeting.

The Division's newsletter, *The Flatwheel* is published monthly (except during July and August) by Division 4 of the Mid-Central Region (MCR) of the National Model Railroad Association (NMRA). All comments are welcome. Views expressed in *The Flatwheel* do not necessarily reflect the opinion of the NMRA, MCR, or Division 4.


*The Flatwheel* is typically electronically published no later than the Monday preceding the monthly meeting. Submissions are due no later than the 26th of the prior month, for example, August 26th for the September *Flatwheel*.

Uncredited photos courtesy of the editor or staff photographer Dave Williams.

**Yahoo** - The Division has a Yahoo group available for members. Send your request to join to [dave\\_wms@sbcglobal.net](mailto:dave_wms@sbcglobal.net). It's best to include "Division 4" in the subject line and include your name. The group is private and does not appear on the Yahoo directory.









Also extremely useful are quick grip clamps. Though not inexpensive, the ones I use most often are approximately 6" long. I keep six of this size

on my hobby bench. I have more of the larger sizes in my regular shop. These, while infrequently used for modeling, have been very beneficial in my layout building efforts.



While technically not a "clamp", I often use the pictured magnetic gluing jig when assembling structures and rolling stock. "Clamping" the pieces between the bottom and sides with the

magnets ensures a square connection every time. \$25.95 is not inexpensive, but I consider this one of my most valuable tools given the quality it provides to my modeling and the frequency of use.



Coffman corner clamps are well designed tools made for a specific use. Since their initial introduction to the hobby, they have added other sizes and configurations. Honestly, I have a set but I seldom use them. Like many tools, your experience and personal preferences will impact your choices.

Let me know what tools you frequently use, or "wasted" your money on. A photo and a few words are more than sufficient to share your knowledge with the membership AND win yourself some Raffle Bucks! 🎟️



**BRUCE BOWIE**  
**EDITOR**

This month's "tool" themed editorial is on another very inexpensive but high value tool in my workshop...clamps. Clamps come in all shapes and sizes and most, not all, are inexpensive.



The ubiquitous two-piece sprung wooden clothes pin makes a great clamp. And, they come in numerous sizes. Personally, I use two of the smaller sizes, the one inch and the 1 3/8" lengths. The more traditional size used by our

moms on clothes lines in the pre-clothes dryer age are 2 3/4" long. They can also be useful. Don't forget you can cut, file and otherwise modify one of both jaws when a special shape will aid your clamping needs.



The second most used clamp in my workshop is the plastic spring loaded type with swiveling jaws. Again, they come in numerous sizes. I have 1", 2" and 3". While not easily modified like the wood

clamps, the swivel jaws are beneficial in applying the clamping force on various surfaces.

# FROM THE SUPER

**"Driving the train doesn't set its course. The real job is laying the track." Ed Catmull**

Here I am sitting at my computer thinking about what topics to write about for this month's column. Those who know me find that I usually don't have a problem finding something to talk about. I find the biggest challenge, next to getting it completed and sent off to Bruce Bowie by the 26th, is coming up with something to talk about. So let's see what I came up with. *NOTE: I actually received this early on 4/22. I am STILL in shock! - Editor*

The cold weather is finally giving way to warmer temperatures and outdoor chores with model railroading often going by the wayside. But the warmer weather can lead to some railfan trips to see the prototypes in action or to research a particular building or site for use on our layouts. And in my case, not being a hot weather person, when it gets really hot I head back to the basement to the trains. So the warmer weather isn't all that bad.

Did you make it to the Regional Convention hosted by Division 1? By the time you are reading this the convention has come and gone. This was Division 1's first time hosting a regional convention that I am aware of. At least during my short ten years being a NMRA member. I am sure someone will correct me on this. But anyway, the convention is a little more than a week away as I write this.

Don't forget The Great Berea Train Show October 5th and 6th. This is our one and only fundraiser to support our division. Yes, I know we still have a big chunk of funds in our coffers from the National in 2014. But we can't stop having our annual show. If we skip a year we will lose our

weekend and previous attendees will find another show to go, to leading to our show's demise. The key reason I bring up the show is to start planning now on how you can volunteer for the various positions. This isn't our first rodeo. We need the help of our membership. So mark your calendars and sign up for a position. I will have the sign-up sheets at the June meeting and at the summer picnic. And if you are going to any summer model railroad activities be sure to contact Gary Schaefer to get some fliers to distribute.

October 12th has been selected for our trip to the Oil Creek and Titusville Railroad in Titusville, Pennsylvania. Ron Morgan presented the details of the trip at the April meeting and had a sign-up sheet available. The trip will include a box lunch, admission to the Drake Well Museum and a ride on the Oil Creek and Titusville Railroad. If you didn't sign up at the April meeting there is still time. The signup sheet will be available at the May and June meetings. Ron must turn in the headcount to the railroad in August. Out trip will be during the fall color season so seats on the train will sell out quickly. Don't procrastinate, sign up at the next meeting or contact Ron with your reservation. Make sure you have the date circled on your calendar.

Please continue to welcome our new members and visitors to our meetings. Try to answer their questions the best you can or refer them to another member who might have the answer. Remember, we were all green at some point. See everyone on May 10th. 🚂

**LEE SHEFFIELD,  
SUPERINTENDENT**



# GENERAL MEETING MINUTES

## NMRA MCR Division 4 General Meeting Minutes for

**Friday, April 12, 2019**

### **Church of the Redeemer, Westlake Ohio**

Superintendent Lee Sheffield opened the meeting at 7:30 pm. welcoming everyone attending. As the March meeting was the Biennial Auction with no business meeting, there were no minutes to approve.

Treasurer Greg Noeth reported the current cash balance. Greg then reported we had 14 members who sold items at the auction and 31 members who bought items for a total of \$1,646 in transactions. This year's auction was physically setup different than years past. Lee asked how the members liked it. The response was positive so Lee indicated the arrangement will be used going forward.

Membership Chair George Keller had one visitor respond to his call. The visitor requested help in how to join the organization with George responding he would handle getting the future new member a Rail Pass. Some Medina County 4H were present including a new NMRA member. Also, new member Tom David was in attendance. Tom joined at the recent Div. 5 Lakeland show. Tom models N gauge and is interested in learning about operations. George reported there are 5 new members on the latest membership report received from National. George concluded by thanking those who helped at the membership table in Kirkland.

Clinic Chair Larry Madson informed us the evening's clinic would be presented by Jim Moore on JMRI's DeCoder Pro software. Next month Gary Sole will present a slide show on The Biggest Events in U.S. Railroad History Since 1850. This clinic will cover railroad history starting with the development of Chicago as a rail hub in 1850, to the current railroad landscape of 2019. Along the way, the timeline will cover the four Transcontinental railroads, the financial panic of 1893 (that totally changed the railroad maps of America), development of US Steel, the USRA Joint line, Great Depression, Mergers and many more current

events. Along the way are a number of modeling ideas. Sounds great! – Editor The June clinic will be on 3D Printing for Model Railroading by Bruce Bowie. Bruce will present a clinic on what he has learned during the past six months of owning an inexpensive 3D printer. The goals of this clinic include: Show the possibilities of 3D printing for our hobby use, Show the costs involved, Show how he approaches 3D design and printing but NOT intended as a step-by-step "how to". Bruce will have his printer with him and use it to print a sample item for those who have never seen how they function. Member Spain James will be presenting the September clinic on Ohio's narrow gauge railroads.

Module Chair Scott Benson said the Module Group has wrapped up a very busy winter/spring season. The group is preparing for a new venue, the Cuyahoga County Fair to be held this year August 6-11. Scott also mentioned to new member Tom David he might consider the T-Trak activity for his N scale modeling.

AP Chair Bruce Brintnall stated there were no new AP activities to report.

Contest Chair Dave Lawler noted as previously reported he is stepping down after the June meeting. Dave was happy to report Joe Filipiak will be assuming the role of this important and fun activity. Joe then added Don Glass will be taking on Joe's current even more important and fun role as Meeting Refreshments Chair. Dave reported the contest tonight is Heavy Duty Construction Equipment with an excellent selection of models present. February contest (NO MARCH CONTEST DUE TO BIENNIAL AUCTION), DIESEL YARD SWITCHERS, winners; Model 1st place by Brandon Wehe, second place John Hemsath's Walthers EMD SW1 painted as the prototype, 3rd place Gary Shaefer's Athearn Spectrum SW1000, Jeff Lauren's Atlas SW painted and weathered as an NKP unit, and Joe Filipiak's

Atlas Alco S2. Joe noted he had found the prototype's builders plate at a flea market and used it as the inspiration to research and model this unit. 1st place Diorama went to John Puch with a freelanced Proto 2000 SW8 modeled for his home railroad, 2nd place to George Keller with a SW2 NKP unit, tied for 3rd place were John Witt's Diesel Refueling Facility and Dave Lawler's Atlas Alco S2 towing a totally scratchbuilt brass transfer caboos, followed by Don Glass's "very small" Jordan Mack diesel. During the Bring 'N Brag portion, Bram Bailey stated he had his recently published book available to look at as well as a few copies available to purchase (free autograph included - Editor). Next month's contest will be SMALL TOWN BANK. Contestants wishing to have their models judged for the AP certificate should bring their paperwork, available on the NMRA website.

Company Store Chair Scott Benson reported he will be selling the Division's Davies Steel hopper cars at the upcoming Region Convention. Scott also reported he had a selection of reefers, school houses, patches and hats for sale. Scot noted the free to members DVD's available to borrow.

Raffle Chair Adam Woodie noted the night's raffle theme was Spring Cleaning, with a little bit of everything available to choose from by the lucky winners.

Assistant Superintendent Ron Morgan discussed the potential field trip to the Oil Creek & Titusville Railroad in Titusville, PA. The plan is to charter a bus with seating for 54. The package will include the bus ride, a box lunch, train ticket and ticket to the nearby Drake Well Museum. The Division will supplement the cost of the trip in the amount of \$1,936.80 and members paying \$20 per seat. A stop for supper on the return trip is planned with the cost paid by the individual members. As the funds are outside the approved annual budget, a motion to approve the expenditure was made by Gary Shaefer and seconded by Fred Wagner. Motion passed with no votes cast against the request. The trip is set for Saturday, October 12th. A sign-up sheet was available. A final count will be needed by August. The trip is currently open to members and spouses. More detailed information will follow.

Under New Business, members of the Medina County 4H club spoke to the members. They originally planned

to show slides of their recent show, but the individual with the slides was in an auto accident and unavailable. They thanked the Division very much for the support shown, including a recent donated estate that was given to them through the Division. They will be again displaying their modules at the Medina County fair, July 29 - August 4, with an expected 34 modules. Division 4 members are invited to view their efforts and vote on their favorite module. The Division will then hold a drawing of members who voted with the winner of the drawing receiving a locomotive.

Director Brian Haas reported the Directors held their required annual meeting at 7 PM. The purpose of the annual meeting is to provide members with a outlet for raising concerns or making suggested improvements to how the Division is operated. No concerns or suggestions were raised. Brian all directors are available anytime to discuss members' concerns and improvement ideas.

Superintendent Sheffield noted the upcoming Regional Convention will be in nearby Boardman, Ohio, hosted by Division 1. Lee also stated he found accommodations at the Days Inn across the street from the host hotel for a significant cost reduction.

Larry Kosinski will be coordinating the Summer Picnic, to be held at the Northern Ohio Live Steamers in Lester, Ohio on Saturday, August 10th.

Gary Shaefer reported the Lorain Growth Association will be seeking grants to locate a caboos to their park in downtown Lorain. The caboos has already been donated by CSX and delivered to a nearby siding. The display track needs to be funded and installed followed by trucking the caboos to its new home. It is estimated the total cost to be \$10,000. Joe Filipiak told an amusing anecdote of the efforts to procure a caboos for Grafton.

Joe Kurilec, MMR, asked members to show their appreciation of all the work done by Division 4's leadership and numerous Chairs on the members' behalf. An enthusiastic round of applause supported Joe's comment.

George Keller provided an update on the 757 locomotive, now at the Mad River & NKP Railroad Museum in Bellevue. The museum's BOD just authorized the expenditure of \$207,000 for a building to house the locomotive and other pieces. A light cosmetic restoration is planned for the 757 this



summer.

Ron Morgan reminded everyone the CV & WS Model Railroad club will be hosting open houses from 11 AM to 4 PM each day, April 27-28 and May 4-5. Donations will help refill their treasury after depletion from the cost of a new roof.

Meeting adjourned at 8:21 PM. 🚂



**BRUCE BOWIE**

**BACKUP SECRETARY**

**Local approaching Vermilion on the Cuyahoga Valley & West Shore Depot's layout. As noted in the above minutes, see this and so much more during their upcoming open houses! A flyer is included on page A in the *What's Going On?* section.**



# THIS & THAT


**MINI-BUNCH CONTEST WINNER** - The Mini Bunch is a rather "informally" organized group of narrow gauge and short-line railroad and model railroad enthusiasts. In fact, we only have ONE "elected (make that railroader) officer and he or she is called the "King Snipe"!!! The Mini Bunch started in Columbus, Ohio back in the 1960's with a handful of members and has grown to having members spread across the country. We have two meetings per year, one in the spring and one in the fall. Dues are rather nominal and very informal. Show up a meet, pay to register and that makes you a member, and as long as you attend at least one meeting every two years, you stay a member.. We invite anyone who is a railroad or model railroad enthusiast to attend one of our meets to see what it's all about... We're sure you'll get hooked and bitten by the

bug!!! - ABOVE COPY/PASTED FROM THE NEW MINI\_BUNCH FACEBOOK PAGE. NOTE: The Spring meeting and show was recently held in Salem, Ohio. Of note, our member **Tom Atherton** won BEST OF SHOW for his log barge. Congratulations Tom! - *Editor*

**A PROTOTYPE FOR EVERYTHING** - While doing some research around the Harvard Road and Jennings Road area for a B&O Historical Society article, I looked at some track where a B&O passenger station once stood.

The station was directly behind this image. At that time there were two tracks here.

I was very surprised to see three rail joints so close together (*and two on the other rail* - *Editor*). There is a prototype for everything! - *Joe Kurilec, MMR*



## Switzerland's Glacier Train Just Got a Bit More Lavish

There's a whole new seating class and it's downright luxurious.

[www.departures.com](http://www.departures.com)

By Erika Owen on April 03, 2019



© Glacier Express AG

The Glacier Express—a route running between St Moritz and Zermatt in Switzerland—is on more bucket lists than you could even imagine for a reason. Take a look at a map and you'll realize why: It leads you straight through some of the best scenery in the Alps.



© Glacier Express AG

From the beginning, you're dropped right into a snowglobe fairytale as both the St Moritz and Zermatt



# MODULE GROUP

## WE HAVE BEEN BUSY!

The Module Group displayed at the Medina Train Show on April 7, wrapping up our winter/spring schedule. It was a good event and we had some good discussions with show attendees. The highlight was the inaugural display of Kyle Kogler's module!! Our next event will be the Cuyahoga County Fair in August.

The Great Cleveland, Sandusky & Southern Wreck at Novi, Michigan

The railroad suffered one of its worst wrecks in Novi, at the World's Greatest Hobby Show. Ken Orchard's SP train was stopped, waiting for traffic to clear in the Akron Junction loop. Scott Benson's Milwaukee local was working the W. 65th area off the local track with a Junior Engineer helping. Along came Jerry Krueger's BN freight. Well, we were all doing our Division 4 module group jobs of interacting with visitors and none of us were doing a very good job of being an attentive engineer. The results were predictable - seldom have we seen such a number of cars on the ground. Fortunately, nothing hit the floor! I think Ken was a bit more concerned about the wreck than Jerry was. It looks like Kim of Kim's Trains was hoping for some new business?



**OOPS**

train stations are incredibly scenic. Along the eight-hour journey, you'll spot Matterhorn, Oberalp Pass, and the Landwasser Viaduct. While the views are beautiful from the existing second and first class seats, the operator is adding a whole new class for some added luxury: Excellence Class.



© Glacier Express AG

In the new ticket level, travelers will be treated to a seven-course meal served alongside champagne, panoramic views, concierge service, and personal tablet use. The Excellence seats are capped at 20 passengers per ride. Prices for a one-way ticket are currently just under \$700. But weigh the benefits: a world-class dinner and drinks, unbeatable views, and personal space on an eight-hour journey via what's technically considered public transportation? It might just be worth the cost.



© Glacier Express AG





# MEMBERSHIP

## WELCOME NEW MEMBERS!

Hello everyone welcome to the Division 4, Membership information news release. This month we were able to sign up 7 new members under the 9 month introductory Rail Pass program. 5 of the new members were signed up because of a visit they made to a Division 4 event where the Modular Group had their modules set up and operating. What a great way for newcomers to be introduced to the Hobby of Model Trains. Think about the fact they were so interested that they joined the National Organization that promotes the hobby of model railroading. That's fantastic !!!!! Mary DeBlasis, Jason Greenway, Andrew Johnson, Thomas David and Gaven Kuznik welcome to the NMRA .

At our last Division 4 meeting we had another new member sign up, Jim Rafferty, and at Jim Moore's last Operating Session we had another new member sign up, John Avers. Both signed up under the Rail Pass Program. I must say that the Rail Pass Program is a great way to be introduced to the NMRA. 9 months of membership at the low price of 19.95 and that includes the NMRA magazine. Welcome to the NMRA Jim and John.

Well not much more to report at this time so I'll see you at our next meeting. Unfortunately it has stopped raining and I no longer have a valid excuse to stay inside today and do Model Railroading. Time to roll the lawn.

**GEORGE KELLER**  
**MEMBERSHIP CHAIRMAN**



MEMBERS: If your membership information needs to be updated, or for any questions about membership, please email George Keller, Membership, at [gkeller4@woh.rr.com](mailto:gkeller4@woh.rr.com) or call 419-217-0396 and leave a message.

## RAFFLE

No news is good news. We will as always have a great raffle. The mix will be varied so all modelers will have an opportunity to win something they really, really want!

**ADAM WOODIE,**  
**THE RAFFLE DUDE**




# COMPANY STORE

## New project for Division 4

### ***Davies Steel hopper cars are in!***



These are based on Dean Freytag's steel mill modeling. Dean 's railroad was the South Ridge Lines and the steel mill was known as Davies Steel. We have designed a 70 ton three bay hopper car that in theory belonged to the South Ridge Lines and was leased to Davies Steel. There are four pre-lettered cars with application of pre-printed decals to expand a fleet of cars to 12 numbers. Price is ONLY \$20 each. The cars have arrived. We have sold about 45 Davies Hopper Cars. You may see them advertised in various places. There are 11 MDT Reefers remaining. Shirts,Hats, and Patches available.



**Wood Side,2 numbers  
available \$18 ea.**

**Division 4 Patches  
\$3 ea.**



**MCR Schoolhouse  
Laser Cut Kit \$45 ea.**



***SHIRTS and HATS ARE NOW AVAILABLE  
THROUGH THE CO. STORE!***

***Polo's along with both short and long sleeve.***

## **FREE DVD'S!**

I should remind everyone that we have a library of how to DVD's for member use. A \$10.00 deposit for each DVD rented. \$10.00 returned when DVD returned at next meeting. Check the listing by clicking on MEMBERS ONLY, then VIDEO LIBRARY to see a list of over 120 DVD's!

**SCOTT BENSON  
CO. STORE MANAGER**



# CLINIC

## MAY 2019

### **The Biggest Events in U.S. Railroad History Since 1850 - Gary Sole.**

This clinic will cover railroad history starting with the development of Chicago as a rail hub in 1850, to the current railroad landscape of 2019. Along the way, the timeline will cover the four Transcontinental railroads, the financial panic of 1893 (that totally changed the railroad maps of America), development of US Steel, the USRA Joint line, Great Depression, Mergers and many more current events. Along the way are a number of modeling ideas.

## JUNE 2019

### **3D Printing for Model Railroading - Bruce Bowie**

Bruce will present a clinic on what he has learned during the past six months of owning an inexpensive 3D printer. The goals of this clinic include:

- Show the possibilities of 3D printing for our hobby use
- Show the costs involved
- Show how he approaches 3D design and printing
- NOT intended as a step-by-step "how to"

Bruce will have his printer with him and use it to print a sample item for those who have never seen how they function.

## **CLINICS WANTED**

**Help!!!!** I am looking for programs for January through June 2019. If any of you would like to share your modeling techniques, know of someone I could contact for a program, or have a suggestion for a program topic, please contact me. If you have contacted me previously about a program, please take time to remind me again.

**Larry Madson**

**lmadson@roadrunner.com**

**440-934-2643 or 440-864-2305**

**Clinic Presentation Aids** Division 4 has a digital projector available for use by Division members for presenting clinic programs in digital format. We now also have a carousel slide projector with carousels. The Division also has a video camera available for program enhancement. Anyone wishing to use the camera or the projectors for their program, contact Larry.

**LARRY MADSON**  
**CLINIC CHAIRMAN**



# CONTEST TABLE

**The April contest was for HEAVY DUTY OFF LINE CONSTRUCTION EQUIPMENT, rollers, graders, dozers, back hoes, steam/power shovels etc.**

There were 11 entries and 69 total votes and the results are as follows:

DIORAMA (2 entries)

1st: Mr. Cheerios

2nd: John Witt

MODEL (9 entries)

1st: John Hemsath

2nd: Jim Grell

3rd: Jeff Lauren

4th: Ken Orchard

Current Point Standings: 1st: Keller 2nd: Witt 3rd: Lauren 4th: Hemsath, Lawler (tie) 5th: Grell

Not too far behind: Filipiak, Gelehrter, Fleebe

**The May Contest is for A SMALL TOWN BANK and this model can be judged for Achievement Program points if you wish.**

**See pages 20, 21 & 22 for more judging information.**

**REMINDER TO LAST MONTH'S WINNERS, PLEASE BRING AND SHARE YOUR MODELING TIPS AT THE NEXT MEETING**



**DAVE "MR.  
CHEERIOS" LAWLER  
CONTEST CHAIRMAN**

FYI - Per the National and Regional contest rules,:

*"The diorama had to be a maximum of two square feet and had to be constructed on a wood or foam base"*

This should be noted by any of you diorama builders who might wish to enter a contest at a higher level than ours here at the North Coast Division.



# CONTEST TABLE



**DIORAMA ENTRANTS - NICE!**






# CONTEST TABLE



# CONTEST TABLE



**Bring your AP forms already filled out if you want to be judged.**

**A Contest Entry Form #901 including name and address, NMRA membership number, model scale (if applicable), category and item name or title must be filled out.**

**A Model Contest Judge's Score Sheet #902 also must be filled out and submitted at the time of judging. It is permissible to submit additional typed sheet(s) containing all requested information in lieu of entering the information on the official score sheet. The information for each factor (construction, conformity, detail, etc.) must be presented in the same order.**

**Supplemental information to verify or provide additional description of how the item was built and prototype documentation may also be submitted. However, all supplemental information should be very short, concisely written and presented in order, by factor. The judges will review short, supplemental descriptions, but are under no obligation to review long dissertations.**

**NOTE: The two required forms are shown on the next two pages. Do a Google search for NMRA 901 (and 902) to go to the NMRA website for these forms. The website forms allow you to type directly on the form. If you choose to print and hand write your information, please make your writing dark and legible. Thank you from the judges in advance!**

**PLEASE**

**if you are having your structure judged, as soon as you arrive at the meeting, let Dave Lawler know so he and our AP Chair can plan the activity.**

**Thanks.**



# ACHIEVEMENT PROGRAM MASTER BUILDER STRUCTURES EVALUATION FORM FEBRUARY 2019

PLEASE ATTACH THIS FORM TO A COMPLETED STATEMENT OF QUALIFICATIONS (SOQ) FORM.

Member's Name: \_\_\_\_\_ NMRA #: \_\_\_\_\_ Expiration: \_\_\_\_\_

Date Submitted: \_\_\_\_\_ Region: \_\_\_\_\_ Division: \_\_\_\_\_

Model: \_\_\_\_\_

The undersigned judges certify that the model of a structure described above, built by the above named NMRA member, has been personally examined by two or more evaluators appointed by the Region AP Chair; that the model is either scratchbuilt or is super-detailed (as defined in the NMRA AP Regulations "DEFINITIONS" Section); is operational and meets all applicable NMRA Standards; has earned a minimum score of 87.5 points; and has been awarded a Merit Award.

## MERIT AWARD SCORING SCHEDULE

CATEGORY	DESCRIPTION	POINTS	SCORE
CONSTRUCTION	Workmanship	0-40	
DETAIL	Quality & Amount	0-20	
CONFORMITY	Prototype Practice	0-25	
FINISH & LETTERING	General Appearance	0-25	
SCRATCHBUILT	Amount of Parts Built by the Modeler	0-15	
		Total	

### NOTE

Exempted Parts: light bulbs, electronics, basic wood, metal and plastic shapes. The above commercial parts may be used on a model and the model is still considered to be scratchbuilt.

EVALUATOR'S NAME	SIGNATURE	NMRA #

REGIONAL AP CHAIR: \_\_\_\_\_ REGION: \_\_\_\_\_ DATE: \_\_\_\_\_



# NMRA NATIONAL CONTEST JUDGING FORM

Entry No.

NMRA Form #002 Rev. E, 6/16/11 All previous forms obsolete. Please print.

Entry Name

## 1. CONSTRUCTION (Maximum 40 points)

(\*May qualify for AP scratch built)

Points Awarded

**Model Basis** – Select the description that best applies to your model

☐ Scratch Built (Complete) – SB struc. + details (>90%)

☐ Kit Bash – Multi kits/ comm. parts assem. not per kit plan

☐ Scratch Built (Partial) – SB struc.; comm. details (<90%)

☐ Kit Built – Per kit plan (> 90%); few modifications

☐ Mod. Comm. – Shells, frame, struc. or major parts (>50%)

☐ Mod. RTR – Some mod. (<20%) to finished comm. model

Name kit or major comm. parts & manufacturer

**Construction Techniques** – Select all methods & materials that apply to your model

☐ Drew own plans

☐ Followed construc. article

☐ Cut & fit wood

☐ Soldered metal

☐ Used proto/comm. plans

☐ Cut & fit metal

☐ Cut & fit cardstock

☐ Made patterns

☐ Used kit plans

☐ Cut & fit plastic

☐ Cut & fit glass

☐ Made molds

Describe in detail how model was built, its complexity and the methods used.

## 2. DETAIL (Maximum 20 points)

Points Awarded

Describe complexity, difficulty, refinement & quantity of detail parts added. Identify all commercial parts.

## 3. CONFORMITY (Maximum 25 points)

Points Awarded

Describe prototype design. Include prototype documentation (beyond what may have been supplied in kit).

## 4. FINISH & LETTERING (Maximum 25 points)

Points Awarded

☐ Weathered   ☐ Hand Lettered   ☐ Decals   ☐ Dry Transfers   ☐ Spray   ☐ Airbrush   ☐ Dry brush   ☐ Stain

☐ Non-Weathered - Describe methods & materials

## 5. SCRATCH BUILT (Maximum 15 points) -

☐ Kit Built Classification

Points Awarded

List all parts scratch built; note special refinements

## 6. TOTAL POINTS (Staff only) -

Final Score

Tabulated by  Verified by

# THE QUILTING DEPARTMENT?

While working on my layout, I discovered that I built too many structures to fit the area intended for them! Bad planning on my part....but that did give me the option (excuse) to expand the switching layout several feet!

I like Micro Engineering's code 70 flex track but once curved it is hard to get it straight or change the curve. I do have some Fast Tracks wood "alignment gauges" that help, but it still is a problem.

Somewhere I remembered about a flexible ruler that I could be used to test fit tracks in industrial settings before placement of a structure.


I located flexible rulers online. I figured they would be at Lowe's or Home Depot locally. Nope! So it was on to the craft stores.

I found one at Joann Fabric and Craft Store...in the Quilting area! That brand was EZ Quilting with a length of 20 inches. It worked OK but seemed to be too rigid. While doing errands I saw a Michaels Craft Store. There I found another


brand, Staedtler flexible curve ruler. This one was 18 inches long and seemed to work much better for my needs.

In past articles I made mention of craft stores. These stores have a lot of items for model railroad use. Balsa & basswood, scenery products, paints, brushes, tools and a whole lot more!

Don't forget the quilting department! 🚂



**BY JOE KURILEC, MMR**  
**PHOTOS BY THE AUTHOR**





# HOW TO PRINT THE FLATWHEEL



BY BRUCE BOWIE  
FIGURES BY THE AUTHOR

Our *Flatwheel* has grown over the years from a couple paged "mimeographed" hard copy newsletter to the current 40 +/- page electronic publication. Being all electronic has numerous advantages; zero cost to publish vs. postage costs and no cost full color vs. maybe a color photo printed on occasion, as well as readily available anytime, any place using your favorite electronic device, PC, laptop, tablet and/or smart phone. And no volunteer time stapling, folding and addressing two hundred plus copies as our past editors (and at least one wife) had to do.

However, with the advantages, there are of course disadvantages. Personally, I still prefer reading books and magazines the "old fashion way"...on paper. I also still collect my railroad magazines on a shelf where they are readily available to scour for that article I want to reread.

You can print *The Flatwheel* on your home printer but at 40 + color pages, it is not inexpensive to do and takes a little time. You could also take the PDF file to your nearby office supply store and have them print it. Again, it would not be inexpensive, but it is an option.

Recently it came to my attention that some members may wish to only print a specific article from *The Flatwheel* rather than the full edition. As your Editor, I thank you and our authors that you find content worthy of saving in this manner.

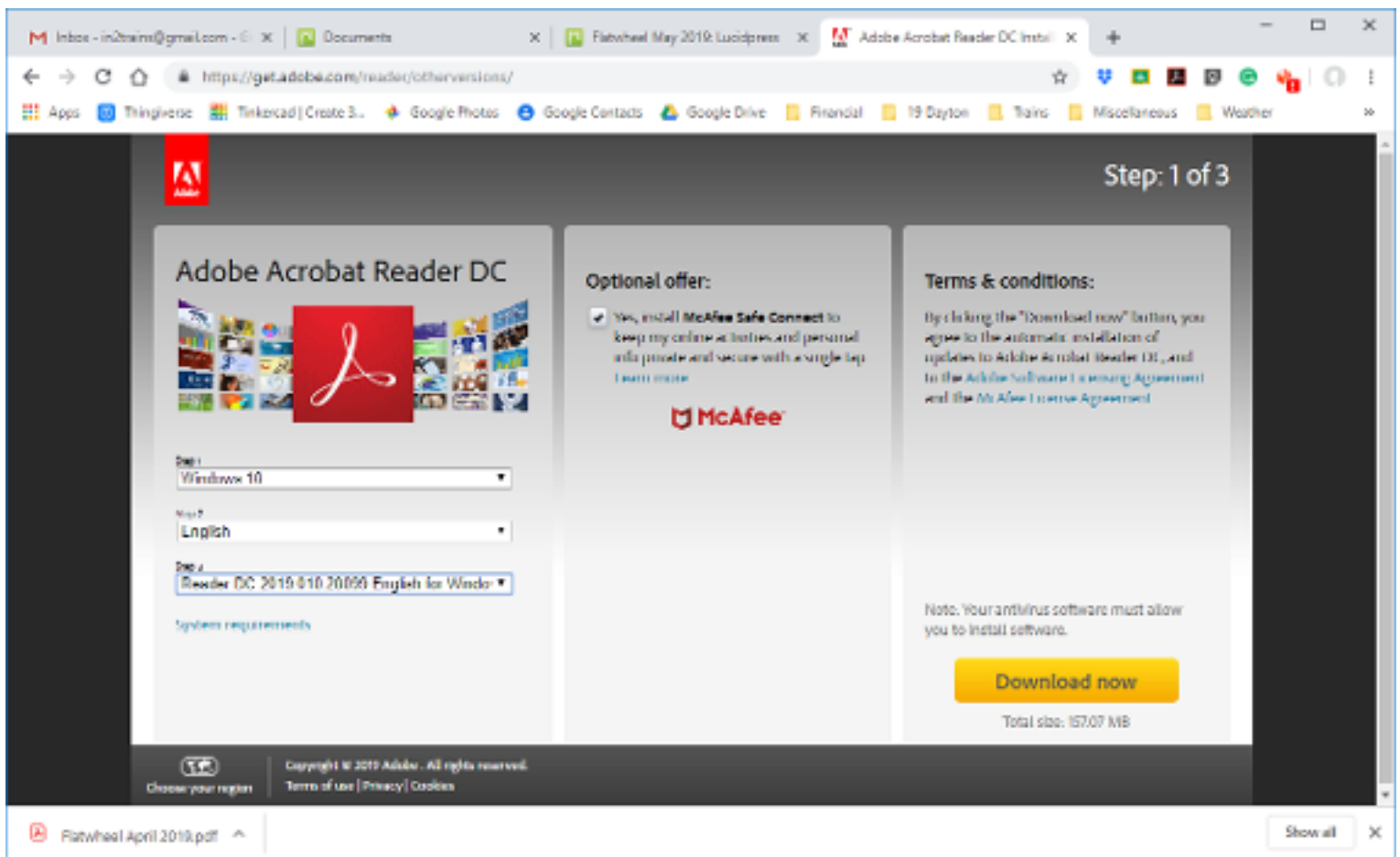
So how can you print a select portion of a PDF file such as *The Flatwheel*?

First you will want to open the PDF file using a PDF reader. I use Adobe Acrobat Reader DC. This is the gold standard of such programs and is available for free. Go to

<https://get.adobe.com/reader/otherversions/>,

select the operating system you are using, the language you are most comfortable with and the version (Reader DC 2019.010.20099.English for Windows in my example below), then click on the big yellow **DOWNLOAD Now** button. Follow the prompts and you should be good to go.

The following photos show the steps needed to download the reader, if needed, and to print a select set of pages using Adobe. If you use another reader, your steps may be different. 🚂

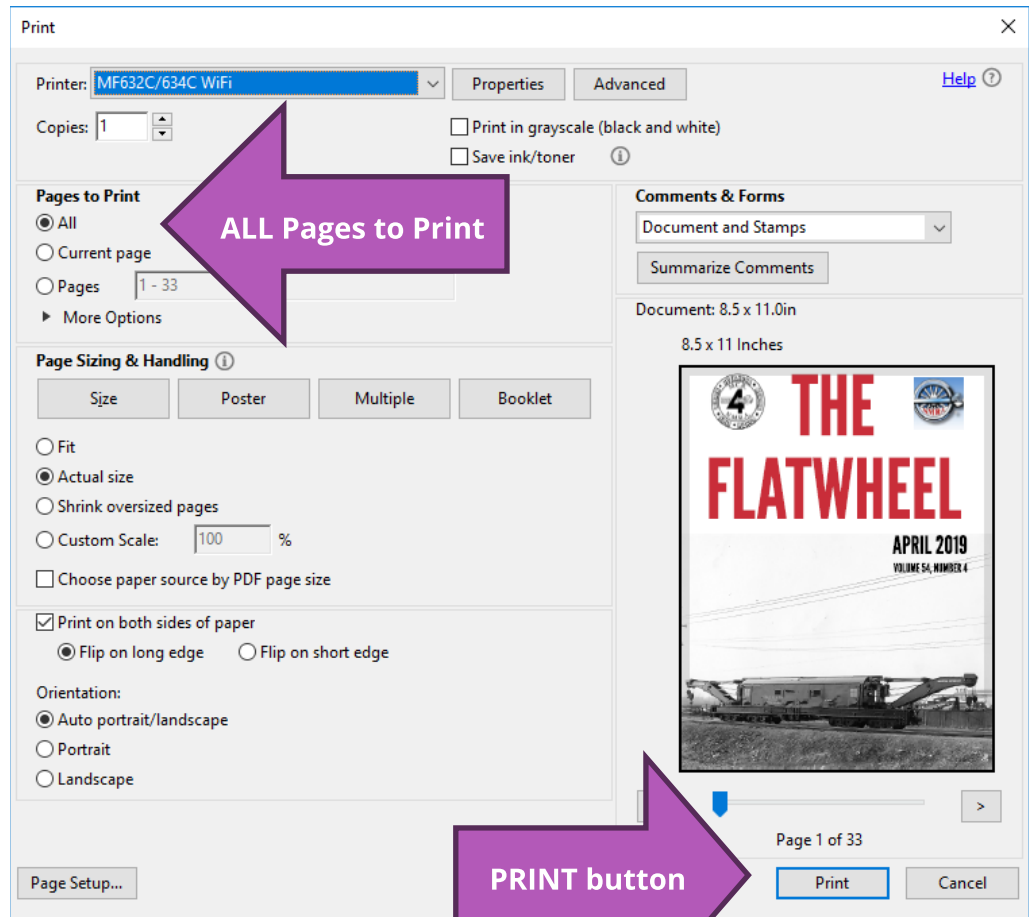


**This is the screen you will see when you go to <https://get.adobe.com/reader/otherversions/> to download Adobe Reader DC. The three buttons on the left show the choices I made to download the program to my Windows 10 laptop.**

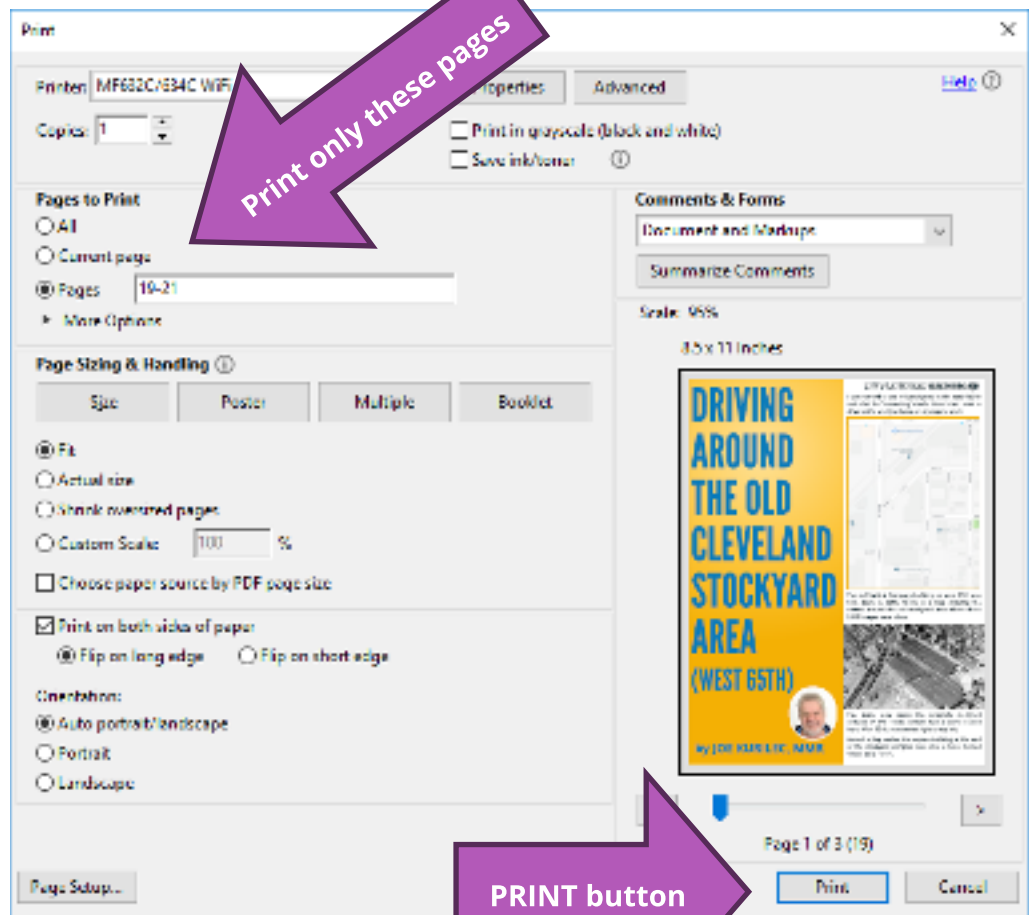
**With the file open in Adobe Acrobat Reader DC, click on the printer icon.**



After clicking on the **PRINTER** icon, the adjacent dialogue box will open. This is the default, with "ALL Pages to Print" selected. At this point if you hit the **PRINT** button, you will print the full version.



If you only wish to print certain pages, click "PAGES" and put the page range you wish to print. In the example on the right, I selected pages 19-21, allowing me to only print the great article on the Cleveland Stockyards by Joe Kurilec, MMR in the April issue. Now when you hit PRINT you will have a hard copy of only Joe's article.





While doing research, I did a quick stop at the Midwest Railway Preservation Society's West 3 RD. B&O roundhouse. (<https://www.midwestrailway.org/>)

This turned out to be one great stop!


Having worked with Steve Korpos, roundhouse foreman & BOD member at The Great Lakes Science Center, he gladly opened his computer files to share needed images for a B&O Historical Society article that I am working on. When all of the images I needed were put on my flash drive, which I have on my key chain, I walked around getting other images.

I hope you'll find these interesting. 🚂



**Reading 2100 took a ride on the turntable so that her nose was to the front of the roundhouse doors.**

# BEING VERY PERSONAL WITH READING 2100



by JOE KURILEC, MMR

Photos by the author



**As I walked around to the back of the loco I noticed much work being done to the boiler. Looking up under the boiler, I was amazed to see all new construction.**

**A group from Columbus, Ohio is doing restoration work on 2100.**



**As I got from under the firebox I notice a ladder going up to the cab. That was way to inviting!**



**That cab and backhead are massive.**



**Looking into the firebox doors I got a good view of just how large the inside was!**



# ORGANIZATION IS JUST ANOTHER TOOL

Tools are designed to make us productive in our chosen discipline and/or improve the quality of our product. Tools I value highly provide the most improvement in both the quality and quantity of my modeling efforts.

While many may not categorize "organization" with the subject of tools, I definitely do. In my professional career, my many home renovation projects and in my model railroading efforts, my output drops dramatically when I become unorganized.

Years ago I modified an old computer desk to act as my hobby work bench. I added slide out trays to hold wood and plastic strip stock, plastic and metal shapes and other items used in modeling. It worked pretty well.

We moved into our current home six years ago. One of the first things I did while settling in was to set up my hobby work space. My old computer desk/work bench was put to work and continues to do a good job. The actual work surface is 36" wide x 36" deep. The width is more than sufficient for the HO scale modeling I recently perform. I added some small drawers and a foam tool rack along the rear reducing the work surface depth to 18". I think this shows you don't need a large bench area to do the type of modeling most of us do.

The following pictures show better than I can explain the way my tools are organized.



**BY BRUCE BOWIE**  
**PHOTOS BY THE AUTHOR**



**This overview highlights a number of features I have included in my workshop. In the foreground is the top edge of my paint spray booth allowing me to turn 180 degrees and be ready to paint. Note the white "floor". This is a piece of 3/4" solid plastic sheet that allows me to find those little items that I too often drop on the floor. Continue to the next page to see more details.**






**The tall section on the lower left has slide out trays I use to hold my wood and styrene strip stock, plastic and metal shapes and other scratch building materials.**



**Inexpensive stackable plastic drawers on the top left hold numerous tools. While used less often, I still need to "find" them when I need them, hence the labels**







Sitting on top of the low frequency use tools are several metal boxes with small jars inside. These hold the numerous screws, nuts, washers and nails used in model construction. Note in addition to screw sizes, tap and clearance drill information is included, saving time vs. looking it up each time.



Recently I made a much needed improvement. Prior to this I placed my numerous adhesives in this cubby hole. But they were loose, fell over, I couldn't see the one I wanted, etc. I added two roll out shelves in this deep "cubby hole" left of the work top. Now the items are in holes melted into a piece of 1" foam allowing me to easily find what I need AND leaving enough room under it for a second shelf I now use for my soldering needs.





My most frequently used tools are in place closest to and directly behind the work surface. The recently added plastic stacking trays give me a place for items I use frequently but did not have a good place to store.


I had a foam tool tray that was getting pretty battered so I made a new, three tier unit. Before melting holes I went through my tools with the "do I use this often, or not" mantra in mind. This helped me put away a few I had in the old tray that I really didn't use much. I also added some tools that I found myself digging out of the less often used tool storage area on a regular basis. I now have a good selection readily available to use when I need them.

***ON TO THE FUN STUFF!!***





# ALL ABOARD



BY RON MORGAN  
PHOTOS BY LARRY KOWICKI



Announcing the Division 4 Oil Creek and Titusville Railroad and Drake Well Museum Park one day bus trip to be held Saturday October 12th 2019.

The date is: Saturday October the 12th 2019.

Train time is: 3:00 pm.

Estimated Departure from Cleveland is: 8:00 AM

Estimated Return time at this point is: 9:00 pm.

Cost of the trip is: \$20.00 per person which will include the bus, ticket to ride the 3:00 am train, a box lunch on the train and your ticket to visit the Drake Well Museum and Park in Titusville.


A food stop on the way home is being looked into. This will be on your own. More details on this issue to follow.

There are 44 seats still available on the bus.

Seats space will be sold on a first come basis.

Sign-up sheet will be available starting at the Division 4 April, May and June 2019 Business Meeting.


Participation at this point will be limited to Division 4 Member's and their spouses.


Payment is required at sign-up time. 





**Larry Kowicki  
traveled to the Oil  
Creek & Titusville RR  
and Drake Well  
Museum last year.  
Here a few photos  
from his trip. *THANKS  
LARRY - Editor***







# WHAT'S GOING ON?

## Cuyahoga Valley & West Shore Railroad Depot 2019 SPRING OPEN HOUSE



Saturday, April 27th • 11 a.m. to 4 p.m.  
 Sunday, April 28th • 11 a.m. to 4 p.m.  
 Saturday, May 4th • 11 a.m. to 4 p.m.  
 Sunday, May 5th • 11 a.m. to 4 p.m.

**Admission \$3.00 Donation • Kids FREE**

- Visit our 140-year Old Historic Depot
- Tour our Real Caboose!
- Raffle Prizes
- Operating HO, O & N Scale Models



### Cuyahoga Valley & West Shore

MODEL RAILROAD CLUB  
 Olmsted Falls Depot • 25802 Garfield Ave.  
 OLMSTED FALLS, OHIO 44138  
 TEL: (440) 235-6566

[www.cvwsrmrc.org](http://www.cvwsrmrc.org)

### How to Find Us



**Montpelier Trackside Modelers RR Club's**

# Model Railroad Show & Swap

**Sunday, April 28, 2019**

**10:00 a.m. — 3:00 p.m.**

**Quality Inn**

13508 State Rt. 15, Exit 13 on the Ohio Turnpike, 419-485-5555

**Holiday City, Ohio**

**Open house at the club layout in Montpelier 12-4 p.m.  
308 West Main St.**

180 Vendor Tables  
Operating Layouts \* Free Parking  
Food & Drink \* Door Prizes  
Wynn's Brunch 10 a.m. — 2 p.m.  
Handicap Accessible

**Admission: Adults \$5.00**  
Children 12 and under FREE with adult  
Scouts in uniform FREE

Show Information Contact  
Tables-Jim McPike 419-298-2441  
jmcpike@gmail.com  
General Information-  
Chuck White 200-760-1606  
ralphcarman@frontier.com



Find us on Facebook at  
Montpelier Trackside  
Modelers RR Club



## MODEL TRAIN DAYS

at

**THE PAINESVILLE RAILROAD MUSEUM**

475 Railroad Street, Painesville, Ohio 44077

For info call Len at 440-417-6746

## MAY 4-5 2019

10 am to 5 pm

See operating Model Train Layouts in N scale,  
HO scale, S scale, O gauge and G gauge.  
12 Different Layouts to see!  
Model Train Free market on grounds.



Admission: \$5.00 adult, \$3.00 child (5 to 12 year old)  
\$12.00 Family (max 2 adults, 3 children)



**Directions to Painesville Depot**

I-49 (exit 200) to Rt. 44  
North on Rt. 44 to Rt. 2  
East on Rt. 2 (1.5 miles) to OH 520 / OH 200 (exit  
200)  
South on OH 200 for 200 feet, left turn (east onto  
Chesler St.)  
East on Chesler St (0.7 miles) to North State Street  
South on North State Street (under RR bridge) to  
Railroad Street  
East on Railroad Street to Depot.



**Food and Drinks available.**

Proceeds to help the restoration and preservation of  
the historic NYC Painesville Depot and bring her back to  
its glory days of the NYC.

www.painesvillerailroadmuseum.org  
©2019 Len Paine

# Spree Model Train Show



**OPEN TO THE PUBLIC**

**- SATURDAY ONLY -**

**MAY 18, 2019**

**9:30 AM TO 3:00 PM**



All Gauge Train Show

## **CROWN PLAZA HOTEL**

7230 Engle Road, Middleburg Heights, OH 44130  
(440) - 243 - 4040

Saturday only Admission: \$6.00, Kids under twelve Free



Spree Chairman: Jim Futules 330-633-9097  
Registration: Ken Vendlinger 440-833-4366

Sponsored by Cuyahoga Valley S Gauge Association ([www.cvsqa.com](http://www.cvsqa.com))



# HOBBY SOURCES IN OUR AREA

**State Tool & Die** 

4780 Briar Road | Cleveland, OH 44135 | T: 216-267-6030



Shop our entire inventory of HO scale cars and accessories at [www.statetoolanddie.com](http://www.statetoolanddie.com)

**Sounds Of Motion** 

DCC SALES AND TECHNICAL SUPPORT

6910 SOM Center Rd.  
Solon, OH 44139  
Phone 440-248-4599

FRANK FEKO  
Proprietor  
[frankfeko@gmail.com](mailto:frankfeko@gmail.com)

**DEPOT TRAIN & HOBBY**  
"It's not just a Hobby . . . It's an Adventure."

Garden Railroad, Lionel, HO, & N  
Trains, Track, and Accessories  
Plastic Models, Rockets,  
Wooden Ships, Hobby Tools, and Paint

4342 W. 130th Street  
Cleveland, Ohio 44135  
216-252-8880  
[www.depotland.com](http://www.depotland.com)



**EASTERN OHIO TRAINS**  
*The Hobby Home of High Speed Service*

2740 Fairmount Blvd.  
Cleveland Heights, Ohio 44106  
Phone: 216-215-7377  
Fax: 216-371-0931  
email: [cohss@aol.com](mailto:cohss@aol.com)  
[www.easternohiotrains.com](http://www.easternohiotrains.com)

Joe Andrews, Proprietor

JASON'S BRASS POLES

We specialize in trolley model products.  
Railroad Trolley & Specialty & Model Railroad Dealer

Brian Weisman - Owner

[bweisman@roadrunner.com](mailto:bweisman@roadrunner.com) (TROLLEYS & MODEL RAILROAD DEALER)

<http://www.jasonsbrasspoles.com/>

***These vendors are members of our very own NORTH COAST DIVISION! Give them a try when you need the supplies and services they offer!! - Editor***

# AL'S TRAINS & HOBBY LLC

708 BROADWAY AVE.  
BEDFORD, OHIO 44146



DCC INSTALL  
FRAME MILLING  
TRAIN SETS & ACCESSORIES  
MODEL KITS-SLOT CAR SETS  
& ACCESSORIES

HOURS:  
M-W-F: 10-6  
THURS: 10-7  
SAT: 10-4  
SUN-MON: CLOSED

Phone: 440-232-0591 Fax: 440-232-0596

www.alstrains hobby.com email: al@alstrains hobby.com

(216) 661-7300  
FAX (216) 661-6433



## TRADING POST TRAIN SHOP

FEATURING LIONEL TRAINS

JAMES J. BERILLA  
Owner

4394 PEARL RD.  
CLEVELAND, OHIO 44109

# DEPOT TRAIN & HOBBY

"It's not just a Hobby . . . It's an Adventure."

Garden Railroad, Lionel, HO, & N  
Trains, Track, and Accessories  
Plastic Models, Rockets,  
Wooden Ships, Hobby Tools, and Paint

4342 W. 130th Street  
Cleveland, Ohio 44135  
216-252-8880  
www.depotland.com



KEEP YOUR TARGET "ACQUIRED"  
AT THE

## WARZONE MATRIX

CHRIS WILSON  
(216) 433-1316  
WARZONEMATRIX.COM

1704 ROCKY RIVER DRIVE  
CLEVELAND OHIO 44135  
M2ONE@sbcglobal.net



MON - SAT. 10-5  
SUN. NOON-5

www.ormandys.com



I - HO - Z GAUGES AND PARTS

Ormandy's

TRAINS & TOYS FOR THE CONNOISSEUR  
SPECIALIZING IN EUROPEAN TRAINS  
BUY & SELL OLD TOYS

JOHN ORMANDY

330-722-1019  
330-722-2205 Fax



10 PUBLIC SQUARE  
MEDINA, OHIO 44256

EXTENDED  
HOLIDAY  
HOURS



# Model Trains

Jan Dell Flowers Train Shop

Lionel - MTH - Marklin - Micro-Trains - Kato - LGB - Piko - Bway Ltd.

19350 Detroit Road Rocky River OH 44116

440/331-2392  
Jim Lewis



# Uncle Ray's Trains

4282 Lake Rd. • Sheffield Lake, Ohio 44054



uncleraystrains@gmail.com

Or call Uncle Ray at... (888) 933-2999 • (440) 933-0609

www.uncleraystrainsoh.com

## Stewart's Hobbies & Collectors' Toys

Trains • Plastic Kits • Die-Cast Cars  
Slot Cars • Toy Soldiers

38033 Euclid Ave. • Willoughby, OH 44094

440/942-6632

STORE  
HOURS:  
M-F 12-6  
THURS. 12-8  
SAT. 10-6

ROB STEWART  
SANDY STEWART

• Buy •  
Sell • Trade  
Old & New

# Strongsville Hobby

of Elyria

440-366-0665



ELECTRIC & NITRO R/C CARS, BOATS, AIRPLANES, SLOT CARS, ROCKETS  
HOBBY SUPPLIES & PINE CAR DERBY, TRAINS & PLASTIC MODELS

831 Chestnut Commons Dr.  
Elyria, Ohio 44035  
Phone (440)366-0665  
Fax (440)366-0666

R/C TRACK  
ON SITE

[www.strongsvillehobby.com](http://www.strongsvillehobby.com)

Mon - Fri 11:00 - 8:00  
Sat 11:00 - 6:00  
Sun 12:00 - 5:00  
JERRY IVANCIC

# DANIELS HOBBIES

Premium Quality

Est 1978

34E Main Street, Norwalk, OH 44857

M-Sat 10AM-6PM, Closed Sundays

(419)588-2029 | [danielshobbies.com](http://danielshobbies.com)

## CORNER FIELD



### MODEL RAILROAD & HOBBY

18720 Pioneer Road • Middlefield, Ohio 44062

Located in Hunsburg

**Tom Elesh, Owner • 440-636-5162**

Website: [cornerfieldmodelrailroadmuseumandhobby.com](http://cornerfieldmodelrailroadmuseumandhobby.com)

Email: [cornerfield@cornerfieldmodelrailroadmuseumandhobby.com](mailto:cornerfield@cornerfieldmodelrailroadmuseumandhobby.com)

## BAD L's Hobby

Your One Stop Slot Car Shop!

13397 Smith Road

Middleburg Heights, OH 44130



440-941-BADL (2235)

[info@badlhby.com](mailto:info@badlhby.com)

<http://badlhby.com>

**Bob Lusch**  
The "B" in BAD

## STOCKYARD EXPRESS LLC

O-Gauge MTH Electric Trains & Accessories

*Where the bull stays in the barn and the train rolls down the track*

• MTH Authorized Service & Demo Center •

**MTH - Lionel - Atlas**

'O' Trains, track, accessories and more

49293 Plate Rd

Oberlin, OH 44074

(South of Beaubien & SR 20)


Clyde & Diane Lewis

440.774.2131 / 440.774.7575 fax

[www.stockyardexpressllc.com](http://www.stockyardexpressllc.com)

[email:stockyardexpress@aol.com](mailto:email:stockyardexpress@aol.com)

## Stauffer Books & Prints



[www.staufferbooksandprints.weebly.com](http://www.staufferbooksandprints.weebly.com)

**STAUFER BOOKS & PRINTS**

(330) 636-1672



## HOBBYTOWN USA

7982 PLAZA BLVD.  
MENTOR, OH 44060

HTUMENTOR@AOL.COM  
440-974-2116 MON-SAT 10am-8pm



**BEN FRANKLIN**



Plastic, Wood & Metal Models  
Trains • Rockets • Kites • Coin Books  
Die Cast • Roadrace • Pine Car Derby  
Puzzles • Radio Control • Dime Store

Large Selection  
Great Prices  
Howard Mowcomber

183 Park Ave.  
Amherst, OH 44001  
440-988-5462

[tanm55@centurytel.net](mailto:tanm55@centurytel.net)

## THE MUSIC BOX

Grand Pacific Junction  
8062 Columbia Road  
Olmsted Falls, OH 44138

440-235-1625

[themusicbox@prodigy.net](mailto:themusicbox@prodigy.net)

# PLEASE SUPPORT THESE DEALERS!

# DIVISION 4, MCR, NMRA

## *The North Coast Division*

The North Coast Division holds 10 meetings a year (none in July and August). Meetings are on the 2nd Friday of each month. A social half hour starts at 7:00 p.m. followed by a short business meeting at 7:30. After a short break, a railroad themed raffle and clinic complete the typical agenda. Meetings are held at The Church of The Redeemer, 23500 Center Ridge Road, Westlake, OH 44145. Visitors are welcome to attend any meeting.

The Division's newsletter, *The Flatwheel* is published monthly (except during July and August) by Division Four of the Mid-Central Region (MCR) of the National Model Railroad Association

(NMRA). All comments are welcome. Views expressed in *The Flatwheel* do not necessarily reflect the opinion of the NMRA, MCR, or Division Four.

Uncredited photos courtesy of the editor or staff photographer Dave Williams.

*The Flatwheel* is typically electronically published no later than the Monday preceding the monthly meeting. Submissions are due no later than the 26th of the prior month, for example, August 26th for the September *Flatwheel*. 🚂

**A country scene on the CV & WS Depot layout - check out the entire railroad at their upcoming Open House!**

**See Pg. 36 for more information.**



## ABOUT US

We are Division 4 of the Mid-Central Region of the National Model Railroaders Association. With more than 200 members from Cuyahoga, Erie, Huron, Lorain and Medina counties in the state of Ohio. The North Coast Division meetings are normally held on the second Friday of the month to hear guest speakers, share skills, have railroad related clinics, and to share common problems and successes. Many of us get together informally in round-robin sessions to operate and work on each other's layouts, or just to talk railroads and modeling.