



THE



FLATWHEEL

OCTOBER 2019

VOLUME 54, NUMBER 8



In This Issue **SEPTEMBER 2019** VOLUME 54 NUMBER 7

FEATURES

23 FALL OPEN HOUSES

**24 HAVE YOU SEEN A
PORTA-POTTY PUMPER
PIGGY BACK?**

**27 A ONE HOUR
PROJECT**

**29 YOUR ATTENTION
PLEASE**

**30 WHAT'S WRONG
WITH THIS PICTURE?**

**33 A VISIT TO THE
CUYAHOGA VALLEY &
WEST SHORE RAILROAD
CLUB**

35 A PASSING OF NOTE

COLUMNS

- 3 North Coast Leadership
- 4 When and Where
- 5 An Editorial
- 6 From The Super
- 7 General Meeting Minutes
- 9 This & That
- 13 Module Group
- 14 Membership
- 14 Raffle
- 16 Company Store
- 18 Clinic
- 20 Contest Table
- A What's Going On?
- B Hobby Sources Listings

COVER PHOTO: Gary Schaefer took this photo at last year's GBTS. "My horses are in the stable..."



NORTH COAST LEADERSHIP

ELECTED OFFICERS

Superintendent - Lee Sheffield lakeshorenyc@yahoo.com

Assistant Superintendent - Ron Morgan,
ronalco844@gmail.com

Secretary (& Flatwheel Staff Photographer) - Dave Williams
(440) 838-4996 dave_wms@sbcglobal.net

Treasurer - Greg Noeth (216) 789-2086
gjnoeth@yahoo.com

Director East - Fred Obreza (216) 587-4419
chevy5664@sbcglobal.net

Director Quad County - Jim Moore (419) 684-5833
moorez@aol.com

Director West - Gary Schaefer, trains.ohio@yahoo.com

Director at Large - Brian Haas, haasland@msn.com

Director at Large - Jeff Lauren, jflrn@sbcglobal.net,
21-798-1896

APPOINTED POSITIONS

Great Berea Train Show - David James c (440)-785-9907
david.j@brtcharter.com

Achievement - Bruce Brintnall MMR®,
brintnall@mindspring.com

Layout Tours - Ron Morgan, ronalco844@gmail.com

Contests - Joe Filipiak, graftonpotter@frontier.com

Historian/Archivist - Frank Bongiovanni

Raffle - Adam Woodie, woo3482@hotmail.com

Co. Store Manager - Scott Benson,
sbenson440@zoominternet.net

Clinics - Larry Madson, lmadson@roadrunner.com

Flatwheel Editor - Bruce Bowie, in2trains@gmail.com

Membership - George Keller, gkeller@woh.rr.com, (c)
419-217-0396

Modules - Adam Woodie, woo3482@hotmail.com

N.O.A.R.S. Representative - Bill Kovacs

Webmaster - Ben Lanza, blqt@nls.net

Refreshments - Don Glass

Training Day - Gary Schaefer, trains.ohio@yahoo.com

DIVISION 4

THE NORTH COAST DIVISION

**OUR NEXT REGULAR MEETING WILL BE FRIDAY, OCTOBER 11, 2019.
WE OFFER GOOD FELLOWSHIP, FREE SOFT-DRINKS/COFFEE AND
AN INFORMATIVE CLINIC ON SOME ASPECT OF OUR HOBBY. JOIN US!**

WHEN & WHERE WE MEET

The North Coast Division holds 10 meetings a year (none in July and August). Meetings are on the 2nd Friday of each month. A

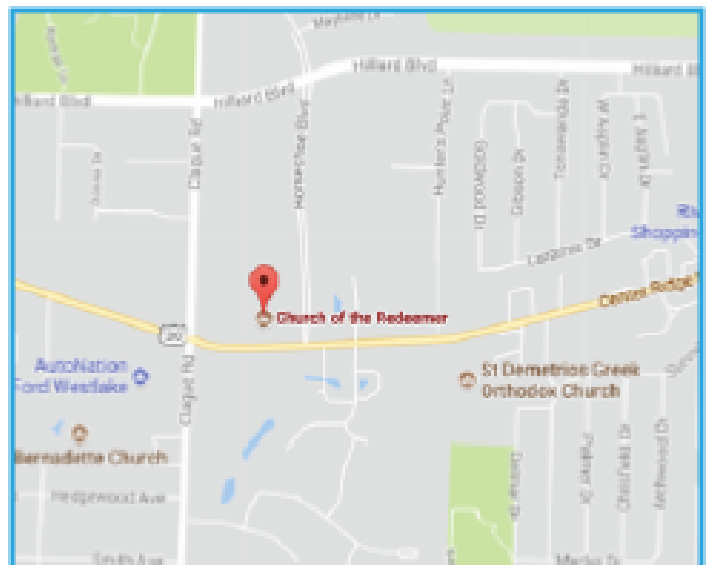
social half hour starts at 7:00 p.m. followed by a short business meeting at 7:30. After a short break, a railroad themed raffle and clinic complete the typical agenda. Meetings are held at the Church of the Redemer, 23500 Center Ridge Rd, Cleveland, OH 44145. Visitors are welcome to attend any meeting.


The Division's newsletter, *The Flatwheel* is published monthly (except during July and August) by Division 4 of the Mid-Central Region (MCR) of the National Model Railroad Association (NMRA). All comments are welcome. Views expressed in *The Flatwheel* do not necessarily reflect the opinion of the NMRA, MCR, or Division 4.

The Flatwheel is typically electronically published no later than the Monday preceding the monthly meeting. Submissions are due no later than the 26th of the prior month, for example, August 26th for the September *Flatwheel*.

Uncredited photos courtesy of the editor or staff photographer Dave Williams.

Yahoo - The Division has a Yahoo group available for members. Send your request to join to dave_wms@sbcglobal.net. It's best to include "Division 4" in the subject line and include your name. The group is private and does not appear on the Yahoo directory.





ONE STEP FORWARD, TWO STEPS BACK, THREE STEPS FORWARD - I have been procrastinating on my layout construction efforts for quite a while, instead using my time on learning 3D printing and other ancillary hobby related projects. The 3D printing was just an excuse. It could have just as easily been building a new structure, or...

In early July, my friend and fellow East Broad Top modeler Steve Kelly called and asked if he could stop by to see what I had been doing on my layout. I explained he would likely be disappointed but he was more than welcome. The next day Steve and I spent an enjoyable 3 hours looking at my layout and talking trains.

My embarrassment took root and the next morning I cleaned off the top of the layout and assessed what I needed to do next.

I removed an 8' long piece of the 1" polyiso foam I use for the "table top" and placed some glue on the steel framework. I then set the foam back in place with some weights to hold it down. So far, so good.

After the glue had set, I moved on to the next 8' long piece of foam. Remember my clinic on making foam board mock up structures? This piece had my Rockhill shop complex set up in their relative positions along with my turntable and 6 stall roundhouse. It looked pretty good!

I had a few wall supports for my second level temporarily in place. So I took the shop complex piece and set it up on the temporary supports to give me room to place the glue on the steel framework.

I hadn't even placed the first glue strip when I had one of those **EUREKA** moments. The shop complex and tracks leading to and from would be much better suited if it was located on the 2nd level after the helix instead of on the first level before the helix. The more I studied its new position and other key iconic locations that are positioned relative to the shop complex, such as bridges, the more I realized it was perfectly positioned.

However, and a big **HOWEVER**, the fully completed and operational helix was built in a counter-clockwise fashion but now needed to be clockwise. Oh poop!

One lesson I learned in my professional life and hobby life, take the time to do it right. So I immediately embarked on disassembling and rebuilding my helix. No small job, but it will be well worth it in the long run.

I am now well beyond those two steps backwards and moving forward again. The lower level is fully in place with bus and Loconet cabling ready for track. The upper level structure is about 75% in place. I am currently finishing the valance along with the upper level lighting it hides.

I am excited to again be moving forward. Thanks to my friend Steve for his visit. Sometimes a visit can be the impetus needed to motivate you. Try it.



New "clockwise" helix



BRUCE BOWIE
EDITOR

FROM THE SUPER

"Driving the train doesn't set its course. The real job is laying the track." Ed Catmull

I always find it odd that some months the topics to talk about in my column seem to flow from all the nooks and crannies of the model railroading world. But this month I find it difficult to put together this column. I should be looking forward to our Great Berea Train Show which will be over and done with by the time you read this. Instead we have one of our most admired members laying in a hospital bed fighting for his life. Jim Moore in my eyes is the perfect model railroading friend. He is always one of the first to volunteer when needed and always has a smile on his face. He is a gracious host and always looks at the bright side of things. Please keep him in your thoughts and prayers.

Back to the Great Berea Train Show. As I said a couple of sentences back, the show will be over and done with by the time you read this. (*not really* - ED.) Thank you, to all those who worked the various volunteer positions. As myself and all our previous Super's have said, this is our major fundraiser for the year. It only works if we make it work, together. We cross our fingers that we have good weather and that all our vendors and visitors arrive and get home safely. And that we have good attendance and lots of sales. And I know there a few that feel we should hire out the grunt work of the show. As I have stated, yes we could hire out some of the work but it will cost us. The usual response is we have plenty of money in the bank to pay for it. Yes, but over time it will erode our bank balance. Many of our past super's believed we should have the funds in the bank to survive two bad shows. I agree with that. Without quoting a firm figure I will state that our show requires a significant amount of upfront money. And yes, it's five figures to the left of the decimal point. So if we continue to desire to have the show we need to have that money in the bank just in case. And an important point, we basically own the first weekend of October in the train show world. Believe me there are groups that would jump right in if we skipped a year for whatever reason. At that point we would never get our weekend back. So we need to keep up the great work and support our show. OK, I will get off my soapbox and quit whining.

We have a great division. Our meetings are well attended. I count 80+ people attending our meetings and a large percentage staying for the clinics. Often it's standing room only. So I guess we are doing something right.

Event wise, we have our bus trip on October 12th to the Oil Creek and Titusville Railroad. The module group will be setting up at two events during the holiday season. If you want to run some trains contact Adam "Hot Box" Woody for information. Don't forget Training Day. It is a chance to show off our skills and promote new interest in our hobby. And at the October meeting you will be able to sign up for our Award's Banquet on December 13th at Carrie Cerreno's. We are still holding the price at \$15 a person.

Please continue to welcome our new members and visitors to our meetings. Try to answer their questions the best you can or refer them to another member who might have the answer. Remember, we were all green at some point. See everyone on October 11th.

**LEE SHEFFIELD,
SUPERINTENDENT**

THE NORTH COAST DIVISION



As always, Model Railroading is Fun !!!

GENERAL MEETING MINUTES

NMRA MCR Division 4 General Meeting Minutes for Friday, September 13, 2019 Church of the Redeemer, Westlake Ohio

Lee Sheffield called the meeting to order at 7:30 pm and asked for any changes or corrections to the June 2019 meeting's Minutes. Hearing none, Lee declared the June Minutes to be approved.

Membership Chair George Keller asked recently joining members and visitors to introduce themselves.

Treasurer Greg Noeth gave a report of the Division's financial standing and stated that two of three payments had been made for Fairgrounds use of the Great Berea Train Show.

Lee gave a review of the Division Board meeting held in Bellevue during August (Minutes of that meeting appear elsewhere in this Flatwheel).

The annual Awards Banquet will be held again at Carrie Cerino's on December 13, 2019. Signup and details to be presented at upcoming meetings. The cost will be \$15 per adult.

Clinic Chair Larry Madson said that the evening's clinician would be Spain James, with a presentation on Narrow Gauge Railroads in Ohio. The October clinic will be Bruce Bowie's 3D Printing. Lee announced that Larry would be stepping down from Clinic Chair and asked members to consider taking on the position.

Modular Group Chair Adam Woodie reported on the Group's summer activities, stating that participating in the Cuyahoga County Fair gave excellent exposure of the hobby and the Division to visitors. The Group has been invited to return next year. Upcoming activities were also presented, to include simultaneous layouts at the Cleveland Zoo and Lorain Trees and Trains during the holidays. Volunteers will be needed. The Group will be in attendance at both the Great Berea Train Show

and next year's Railfest.

Lee mentioned that the North Ridgeville Library had requested a one day static display for their Holiday on the Ridge, similar to our annual Porter Library display but with a member on hand to answer questions.

Flatwheel deadline is September 26.

Contest Chair Joe Filipiak thanked Don Glass for taking over Refreshments and Dave Lawler for helping Joe's smooth transition into Contest Chair. The evening's contest is for cranes on rails. Joe explained that we would now be voting for first, second and third place on each ballot, with corresponding points being given for each vote. The two categories: model by itself and model in a diorama, are still in effect. Next month's contest will be for mainline steam locomotives.

Ron Morgan reported on the upcoming field trip to Oil Creek and Titusville. Tonight is the last night to sign up since reservations must be completed by Monday. Future trips may include the Blissfield Michigan area and also the Pennsylvania Trolley Museum.

Great Berea Train Show Chair David James gave a status report, reminding everyone that the Show is only three weeks away. Volunteers are needed as some positions on the sign up sheets are still understaffed. New this year: One extra building and a play area for children by the Great Lakes Science Center.

Larry Kuczynski reported on the picnic.

Training Day Chair Gary Schaefer invited everyone to participate in this year's Training Day on Sunday November 3rd at the Lorain Black River Landing. Sign up sheets are available tonight.

Ron Morgan said that layout open houses will be on November 17 and 23, and will not be area specific. Ron invited layout owners to contact him if available on one of those days.

A raffle was held for Division members who visited the Medina 4H layout at this year's Medina County Fair. The prize is a locomotive. This year's winner is Jim Moore.

The Company Store is not open this evening.

Raffle Chair Adam Woodie reviewed the evening's prizes. Raffle to be held almost immediately after the business meeting.

Chuck Klein described the upcoming Nickel Plate Technical and Historic Society's convention in Ft. Wayne

Indiana.

Lee stated that the Division's finances are undergoing a routine periodic review and that a report would be available at the October meeting.

Brian Barnt was acknowledged for receiving the NMRA's Honorary Life Membership® during the National Convention in Salt Lake City. Like the Master Model Railroader® suffix of MMR®, it's now Brian Barnt HLM®.

The meeting was adjourned at 8:30 pm.

**DAVE WILLIAMS,
SECRETARY**



This is a photo that I really love. It would make a great "S Scale" model. If I was younger I'd seriously consider "S Scale". Too late to switch now unless I'm forced into it by Mrs. (let's downsize) Cheerios. - Dave Lawler



THIS & THAT

BRIAN BARNT WINS AWARDS - Brian has been active at the national level for a long time with a great deal of time devoted to the efforts to establish DCC Standards and Conformances. Brian was recognized for his time and efforts at the recent National Convention with two significant awards; the **MERITORIOUS SERVICE AWARD (MSA)** and **HONORARY LIFE MEMBER (HLM)**. Congratulations Brian!! - *Editor*

Ashtabula Maritime & Surface Transportation Museum -

1071 Walnut Blvd. Ashtabula, OH 44004

440-964-6847

<http://ashtabulamaritimemuseum.org/>

This is a 1871 building that was a lighthouse-keeper's home. It is now a museum housing items of local shipping history.

They have seven rooms with nautical artifacts AND a model train layout of Ashtabula NYC & Pennsy docks on display!

The website provides a lot of info on what & where to go in the area of the museum. I have never been to the museum but have been to the CSX yards many times.

It is a very interesting area. - *Joe Kurilec, MMR®*

MODERN DETAILS - As modelers we often use details to define our railroad's location, era, etc. While recently driving on a local road I came up on a stop sign for a railroad crossing.

Why are Stop Signs being installed at certain railroad crossings? (Added 10/23/2015) Section 4511.61 of the Ohio Revised Code requires the installation of stop signs at public, passive railroad crossings that are NOT identified and approved by ODOT for exemption. *What is a passive railroad crossing? (Added 12/6/2013)* A passive railroad crossing is one that does not have either flashing lights or flashing lights and roadway gates installed at the crossing.

So there you have it. If you are modeling an Ohio location circa 2015 or later, it is quite appropriate to add

stop signs at your crossing. And note, cheaper and simpler to install than flashing lights and gates! - *Editor*



PROLIFIC AUTHOR - Here at the offices of *The Flatwheel*, Joe Kurilec, MMR® is known (and loved) as our most prolific author. His numerous articles are interesting and well written. (And remember, without articles from you, the members, there will be no *Flatwheel*.) It turns out Joe submits articles to more publications than our newsletter. The picture below shows an article by Joe published in the recent *HO COLLECTOR* - 4TH QUARTER 2019. Congratulations Joe! - *Editor*



JIM BERILLA PASSES - It is with great sadness that I must report the passing of Jim Berilla, the owner of the Trading Post Train Shop, do to a stroke on Tuesday, June 25th. He died while working at store. Services are to be private. - *Jim Grell*

HEARD IT THROUGH THE GRAPEVINE - First.... I heard thru the grapevine that someone or some group is trying to get the Trading Post shop opened.


Production Tool on Brookpark Road has closed it showroom. You can still order from them online (I feel

TOOL TIP - I find the paint stirring paddles that you get at paint stores or home improvements stores to be VERY useful to hold parts for airbrushing or brush painting. I use masking tape, in this case blue painters tape over one side of the paddle. To that I place a strip of double sided tape. The parts or sub assembly stay put for easy painting. The handle end also makes it easy to move your work, making sure all parts get an even coat of paint.

Once dry, I turn the part over to finish painting. In most cases there is enough sticky tape to hold the part.

When done I remove the used double sided tape and put a new piece down. When the masking tape is used enough times I peel it off and replace it. - *Joe Kurilec, MMR®*

ANOTHER USE FOR "FREE" PAINT STIRRING PADDLES.



A letter from Bill Ferry

In January 2014, my son Billy had just turned 13 years old. At that time, we had a lot of experience with Thomas the Tank Engine, and we enjoyed seeing trains when we were out and about. In that month, we attended the World's Greatest Hobby show at the IX Center. We were astounded to see this Division's Modular Layout. The trains, the scenery, and operations were amazing. A very friendly man came over to talk to us, to both of us, and asked if we would like more information about how to get involved. This was Joe Mehalik. He is the reason we first joined the NMRA. For him we are thankful.

In July 2014, Billy was still a very shy, quiet kid who was terrified at the thought of talking to new people. But that was about to change. Our Division hosted the NMRA Convention and National Train Show. We found our way to the operations center, and checked in. A very perceptive lady there saw that Billy was young, shy, and really quiet. She spoke to him straight, like an equal, explained the job, and we operated the Coat and Bag Check station, every day of the Convention. He took to the work, had to actually speak to adults, and by the end of the week, he was a changed boy. That assignment came from Patty Kaplan. For her we are thankful.

Getting into the Modular Group, taking over Membership, getting involved in the behind-the-scenes of the Great Berea Train Show and Training Day pushed Billy into more and more contact with different personalities, different situations, and some new responsibilities.

All along the way, he has made friends, slowly but surely. And kids just don't usually claim to have friends in their 50s, 60s, 70s, and 80s. But Billy can. For each of you, we are thankful. Adam, I know you're not old like the rest of us, but Billy likes you, too!

Many of you have taken Billy under your wings. Mom and I were very comfortable letting our kid go off on rail-fanning or train show trips with you. As he's grown, you've all given mostly good, and a little bad, advice. And he's had to learn to tell the difference. For those of you who have shared your experience, expertise, and values, we are thankful.

This Fall, Billy is going off to Penn State University in Altoona, to study Rail Transport Engineering. He'll learn a little bit of civil, electrical, computer, mechanical, materials and probably some other engineering I've never heard of. He's learned so much from those of you who have worked in and around railroads, steel plants, auto plants, industry and engineering. He's comfortable with his career direction because of you, and for this we are thankful.

If I were to guess at Billy's closest friend in our hobby, I'd have to say it was Gary Schaefer. But a lot of you guys are very close seconds! Billy and Gary have rail-fanned together, driving all over northern Ohio, long days chasing trains and finding viewing spots. Gary really inspired Billy to get into photography, which has become a big part of his life. To listen to the two of them, back and forth, about the most minute details about railroads ... just amazing. We've shared a lot of meals, long drives, and hotel rooms with Gary, and for him we are thankful.

The Modular Group recently held its annual Work Party at the home of Scott Benson. This year, the Modular Group made the event into a bit of a graduation party for Billy. A fancy cake, some nice words, and some fine gifts. Billy is as comfortable among the members of the Modular Group as he is among his friends at school. And for you, we are thankful.

We'll see Billy only from time to time, when he's home, in the next four years. And I am going to shift a lot of my time to my other son, Sam, who just doesn't like trains. So I won't be around as much. But I will still be involved with a few things: the Great Berea Train Show marketing committee, and the Training Day team, and, sometimes, the Modular Group. It has been a great run, I've enjoyed every minute, and each of you is the reason that it was so great. You've helped me raise my son to adulthood, the most important job in my world, and for that, I am forever humbled, and grateful.

Sincerely,

Bill Ferry



MODULE GROUP

Things are certainly going to be busy for the module group this coming fall/winter. October begins with the Great Berea Train Show. Things pick up again with Training Day which is scheduled for Sunday November 3rd. After Training Day, the two big events for the Module Group begin: *Holiday Lights* at the Cleveland Zoo and *Trees and Trains* at the Black River Landing in Lorain.

The Cleveland Zoo display will begin on Friday, November 22, 2019 and continue through Sunday, January 5, 2020. This module layout will be on display beginning at 5:30pm through 9:30pm beginning Friday, Saturday, and Sunday evenings eventually expanding to Thursday evening through Monday evening as Christmas and New Years draw closer.

Trees and Trains will begin on Saturday, November 30, 2019 and continue through Sunday, December 29th 2019. This module layout will on display beginning at 5:00pm through 9:00pm, Friday and Saturday evenings. It will also be on display on Sundays 3:00pm to 7:00pm during this time frame.

Your assistance in helping make both of these events a success will be greatly appreciated. If you are interested in operating on either layout, please reach out to me via email or at the monthly meetings and let me know.

Until next time this Adam "Hot Box" Woodie



Adam "Hot Box" Woodie
MODULE GROUP

**Photos from the
recent Cuyahoga
County Fair**

Kansas City Modules

by Jeff Lauren

I began to think about going with the module group to the 2018 NMRA National Train Show in Kansas City in the fall of 2017. I had one 2' x 4' module torn down to the frame and another waiting to be torn down. What I was going to do with them had yet to be decided. I drew some sketches of a general idea and started to work from there. Hand drawing a plan is easy, almost everything you want will fit. When I had a good basic idea I drew a plan using a CAD program called XtrackCad. It's free to download. The CAD drawing quickly showed me what wouldn't fit. So I made the adjustments necessary and started to rebuild.

With the exception of the plywood roadbed, everything on the top of the module from the inside edge of the roadbed was replaced with 2" foam insulation board. In the area from the front of the module to the roadbed, I wanted to add a change in elevation. So I left that area open and then filled in with a cardboard strip lattice, from the top of the frame to the bottom of the roadbed. The area was then covered with plaster cloth worked to resemble a creek bed. Some Woodland Scenics culverts were added. I added the creek, using Woodland Scenics Realistic Water over the painted creek bed, small stones and sticks. I did the front of the module first, then I worked on the track and buildings.

What the CAD program showed me that I could use were an Ice house and platform, the Champion Packing Co. and two stock pens, all Walthers kits. The templates for these buildings are included in the program. I soon found that there was room for another building against the backdrop. The Walthers Arrowhead Brewery fit nicely. So that was added. More switching!!

I decided to name the modules for the Cleveland Union Stockyards that were located on West 65th Street between Clark Ave. and Storer Ave. I made decals for the packing plant to make it The Cleveland Provision Company that was located at 3373 W.65th St. The brewery became the Stockyard Brewing Co. I resisted making it the Pilsner Brewing Company, the makers of P.O.C. that was actually on Clark Ave. near W.65th.

Switching the modules is challenging with two facing point turnouts and two trailing point turnouts and a small siding to make the switching a little easier. If you are at any of our Module Group displays, you are welcome to try it.

Overall I achieved most of what I set out to do. There is still some improvement to be done, scenery to add, trackwork to improve and small details to add.



Jeff operating on the module setup at the Cuyahoga County fair this past summer. - Editor

MEMBERSHIP

WELCOME NEW MEMBERS!

NO REPORT SUBMITTED

GEORGE KELLER
MEMBERSHIP CHAIRMAN



MEMBERS: If your membership information needs to be updated, or for any questions about membership, please email George Keller, Membership, at gkeller4@woh.rr.com or call 419-217-0396 and leave a message.

RAFFLE

No news is good news. We will as always have a great raffle. The mix will be varied so all modelers will have an opportunity to win something they really, really want!

ADAM WOODIE,
THE RAFFLE DUDE



COMPANY STORE


Davies Steel hopper cars are still available!

These are based on Dean Freytag's steel mill modeling. Dean's railroad was the South Ridge Lines and the steel mill was known as Davies Steel. We have designed a 70-ton three bay hopper car that in theory belonged to the South Ridge Lines and was leased to Davies Steel. There are four pre-lettered cars with application of pre-printed decals to expand a fleet of cars to 12 numbers.

Price is REDUCED to \$17 each.



We have six MDT 40' Wood Reefers remaining. These are Division 7 (Cincinnati) limited edition cars, made by Accurail, representing cars built in 1927. Two numbers are available. **Price is REDUCED to \$15 each.**



The MCR Canal Winchester Schoolhouse kits are now **REDUCED to \$20 each!** This is a nice laser cut wood and styrene kit. One-room schoolhouses survive all around the country, being re-purposed for homes and other uses. This kit surely can find a home on your layout!


Prentiss School

Canal Winchester, Ohio

**Limited
Production
Model**

***Marketed by:
MCR, NMRA Inc.***

HO Scale 1/87



The Company Store will have some new items at the October Division 4 meeting. We'll have some basic modeling tools available at good prices, and other items. If interest in these kinds of items is good, we'll continue to bring new things in.

Division 4 shirts and hats are available through the Company Store. Order at the monthly meeting, or through the form on the Company Store page on our web site. Division 4 patches are also available at \$3 each.

We have a library of how-to DVD's for member use, available at our meetings. A \$10.00 deposit for each DVD rented. \$10.00 returned when DVD returned at next meeting.

SCOTT BENSON
CO. STORE MANAGER



CLINIC

OCTOBER (originally planned for JUNE) 2019

3D Printing for Model Railroading - Bruce Bowie

Bruce will present a clinic on what he has learned during the past six months of owning an inexpensive 3D printer. The goals of this clinic include:

- Show the possibilities of 3D printing for our hobby use
- Show the costs involved
- Show how he approaches 3D design and printing
- NOT intended as a step-by-step "how to"

Bruce will have his printer with him and use it to print a sample item for those who have never seen how they function.

NOVEMBER 2019

I do not currently have a clinic lined up for November. If you have something you would like to present, please contact me ASAP. - Larry

CLINIC

CLINICS WANTED

Help!!!! I am looking for programs for January through June 2019. If any of you would like to share your modeling techniques, know of someone I could contact for a program, or have a suggestion for a program topic, please contact me. If you have contacted me previously about a program, please take time to remind me again.

Larry Madson

lmadson@roadrunner.com

440-934-2643 or 440-864-2305

Clinic Presentation Aids

Division 4 has a digital projector available for use by Division members for presenting clinic programs in digital format. We now also have a carousel slide projector with carousels. The Division also has a video camera available for program enhancement. Anyone wishing to use the camera or the projectors for their program, contact Larry.

LARRY MADSON
CLINIC CHAIRMAN



After many years being our Clinic Chairman, Larry has asked we find a replacement so he can "retire". For anyone wishing to be more active in the Division, this is an excellent opportunity. Contact Lee if interested.

CONTEST TABLE

We kicked the model contest season off with nine members displaying their crane models along with two dioramas which were also on display for all to enjoy. Over half of those in attendance at the September meeting voted for their favorite models and dioramas. A big thank you to all those who submitted to the contest as well as all those who voted.

The results of the voting for the models found a tie for first place. The winners for first place are Joe Kurilec and Dave Lawler. Second place winner is Brian Haas with Jim Grell taking third place.

The diorama first place went to George Keller with John Witt taking second place. Congratulations gentlemen.

The model contest for October will see models of massive steam locomotives from the golden age of steam when the builders designed engines to pull huge trains at speed and look good doing it. Nothing smaller than a 2-8-2 wheel arrangement, please. Looking ahead to the November contest, the subject will be a re-purposed box car, with or without trucks under it. Let's have some fun with this one. That's all the news for now from the Model Contest Box.

October's contest is mainline steam power. Nothing smaller than a 2-8-2.

Looking ahead to the November contest, the subject will be a re-purposed box car.

**REMINDER TO LAST MONTH'S
WINNERS, PLEASE BRING AND
SHARE YOUR MODELING TIPS
AT THE NEXT MEETING**


**JOE FILIPIAK
CONTEST CHAIRMAN**

FYI - Per the National and Regional contest rules,:

"The diorama had to be a maximum of two square feet and had to be constructed on a wood or foam base"

This should be noted by any of you diorama builders who might wish to enter a contest at a higher level than ours here at the North Coast Division.

September Contest Models: CRANES



September Contest Dioramas: CRANES



September Bring & Brag:
George H. W. Bush
locomotives

O Scale - Greg Noeth

HO Scale - Gary Schaefer

FALL OPEN HOUSES



BY RON MORGAN
ASSISTANT
SUPERINTENDENT

Division 4 Layout's so far that will be open on Sunday November 17th and Saturday November 23rd.

Sunday November 17th: Mike Fahler - Wellington

Saturday November 23rd: John Ritt- Bay Village

Dave Lawler - Avon

Lake

Bram Bailey - Vermillion

If anyone else would like to be open, please call me as soon as possible 440-234-3623.

In this month's editorial I talk about how a friend's visit reinvigorated my hobby enthusiasm. I can also state from personal experience having your layout on an open house tour, no matter its current state of completion, can also get your juices flowing! - Editor

PS - I failed to include this information in the September *Flatwheel*. My apologies.

- Editor

HAVE YOU EVER SEEN A PORTA-POTTY PUMPER PIGGY BACK?



BY SPAIN JAMES
PHOTOS BY THE AUTHOR

You have been in this situation: Something neat pops up, but your camera is at home. Of course, nowadays most people have a phone with camera with them. That's what happened with these photos, so I apologize for the low quality.

In August five years ago, I was on my way to work and - ON NO! - got stopped by a train on West 116th Street just north of Detroit Avenue (ex-NKP line). Norfolk Southern was hauling a James E. Strates carnival train west out of Cleveland. So, out comes the cell phone, and you see the result. The orange and white truck is, indeed, a porta-potty pumper.

James E. Strates Shows is a traveling carnival that moves by rail, apparently on their own flat cars which look to be ex-Trailer Train.

Ten years ago, I was driving east along the Shoreway and saw a strange train. Intensely curious, I raced ahead to the Cleveland Municipal Parking lot off the Shoreway and got pictures of five locomotives on flatcars with their trucks on separate flat cars. At a guess, these are for export.







A ONE HOUR PROJECT (ACTUALLY, 30 MINUTES)



BY BRUCE BOWIE
PHOTOS BY THE AUTHOR

I have written before in these pages how I love this hobby BUT hate laying track. The very definition of a conundrum. This "gadget" tool helps negate the pain, literally and figuratively.

While recently perusing *Model Railroad Hobbyist's* website I came across this blog. What a great idea!

Rail joiner tool

Sat, 2019-03-23 01:00 — ctxmf74 Track and electrical/DCC Tools, tips and tricks

Had a few spare minutes today so made a rail joiner tool for my S scale track Just a piece of code 100 rail bent to a comfortable angle and a piece of brass soldered on the bottom. The handle is carved wood with the rail driven into a drilled hole. A joiner is slipped on til it hits the brass stop then can be pushed onto the end of the rail being joined. Saves wear and tear on one's finger tips :>)DaveB



With some significant track laying in my near future, I decided to use the idea to make my own version.



The handle seemed to be the biggest question. The blogger made his from scratch. I remembered having several handles originally designed for saws that might work.



The next question was how to hold the custom insertion tool in the handle. I removed the original metal collet. I did not have any wood dowels so I opted to use a piece of dense wood I had in my scrap box to make a custom collet. First I drilled a hole in the end using a drill that would make a tight fit for the code 70 rail I use. The wood was rectangular so I used my bench top belt sander to "roughly" make it round. I chucked it in a small vise and cut a slot to allow it to be squeezed in the

joiners I use would easily slip on. Next I soldered on a rail joiner set back from the end of the rail 1/2 the length of a joiner. For the final step I bent the tool between the joiner and the handle to allow easier use on track that might already be attached to the roadbed.

With the pieces completed and the tool assembled it was time to test it. I slipped a rail joiner on the end of the tool, lined it up with the rail end on a



1/2 JOINER LENGTH

tool by the ferrell then cut it from its base to its final length.

I filed the bottom flange on a short length of code 70 rail such that the rail

piece of flex track and pushed it on. If the rail joiner is loose enough on the tool the rail joiner will stay on the rail as you remove the tool.

IT WORKS GREAT!! No more cuts in the finger tips, bent rail joiners and much cussing.

Thanks DaveB for the original idea.

YOUR ATTENTION PLEASE



BY GARY SCHAEFER
PHOTOS BY THE AUTHOR

I have approximately 150 undec box car shells with roof walks that I received from NMRA. These would be great for demonstrating paint techniques, weathering, applying decals, etc. Please consider doing a demonstration or hands-on clinic at one of our meetings(or another division), TRAINing Day, Great Berea Train Show, conference, etc. Thank you.



WHAT'S WRONG WITH THIS PICTURE?



BY GARY SCHAEFER
PHOTO BY THE AUTHOR



Joe Btfsplk by cartoonist Al Capp

WELLINGTON MASCOT? ?

**REMEMBER LAST MONTH'S
ARTICLE ON THE 1960
WELLINGTON TRAIN WRECK?
AND THE PHOTOS OF A TRAIN
WRECK EARLIER THIS YEAR,
AGAIN IN WELLINGTON??
WELL, CHECK OUT THE PHOTO
ON THE NEXT PAGE.**



HINT: the pictured locomotive is NOT on a track. As a result of another very recent train wreck, again in Wellington, the rolling stock was cleared but the locomotive was left sitting along side the main. Hmmm. Maybe as a reminder to passing engineers??


But not everything about trains in Wellington is bad news.



Nice tribute to "The Big Four". Look close at the roof of the station.



A VISIT TO THE CUYAHOGA VALLEY & WEST SHORE MODEL RAILROAD CLUB



by JOE KURILEC, MMR®

photos, unless captioned,

by the author

CV&WS Research by Bill Cramer

In 1972 the club was formed and 47 years later they are still going strong! The CV&WS is approaching its 50 year anniversary in 2022.

The CV&WS was formed by 6 people who were connected by Bob's Train shop owner Bob Parsley. In 1972 the CV&WS was formed.

Meeting space was located in 1974. Two rooms in the basement of the old Westlake Hotel became the CV&WS model railroad club.

In 1976 the club lease would not be renewed as the new owners wanted to convert the hotel into condos. Searching for a new location

landed the CV&WS at the Olmsted Falls station. Conrail agreed to lease the station in 1977. During the years 1977 and 1978 the club

cleaned, painted and maintained the property. Division modules were set up in the baggage room so the club could have an open house

to gain attention, get badly needed funds AND some new members. CV&WS purchased the building and grounds in 1994.



Here is a view of the original Westlake Hotel. Date Unknown. The Nickel Plate Railroad is center left.

Image from the Rocky River Historical Society.



Today the Westlake Hotel are condominiums.



The historic station is in great shape. This trackside view also shows off the new metal roof!



To the left of the trackside view of the station is this restored Pennsy caboose. Many railroad artifacts are on the property.



When entering the station the first layout is a nice 3 rail layout. Notice the shelf above the layout. That's G-Scale.



The rest of the station has a small N scale layout and a nice HO scale layout with two levels.



The club has a very detailed steel mill area. The cream colored bar in the lower part of the image is on a plastic sheet

Editor's Note: On July 23rd, a group of members from the "western" region of our Division had an opportunity to operate on the CV&WS Club, your Editor included. All had a great time. Try it, you will like it!

A PASSING OF NOTE



Jim Moore, Director Quad County, and my best friend, passed away September 26th, 2019. Jim had a serious heart attack on Thursday, September 12th from which we all hoped and prayed he would recover. Sadly, it was not to be.

I met Jim 40 years ago. I was a know everything about everything newly minted maintenance supervisor with an engineering degree at the local General Motors plant. My boss called me to let me know they were sending a replacement for my millwright who had gone on sick leave. The replacement's name was Jim Moore. Jim was known throughout the plant as an outstanding employee and a highly skilled millwright.

Jim worked for me less than a week when he, understandably, realized he did not want to work for a guy like me. He promptly put in a transfer to 3rd shift. I did not see Jim for another 25 years.

It turns out Jim and I shared a love for all things train related and especially model railroading. This shared interest brought us back together in 2004. We have been best friends ever since.

Jim, along with a small cadre of additional friends, came to my home on most Friday nights to help build my PRR Bald Eagle Branch railroad. After getting my railroad operating, Jim used the same format and friends to build his Cold Creek & Lake Erie railroad.

The CC&LE modeled the old NYC tracks from Cleveland to Toledo during the Penn Central era of 1969. Jim loved operations, and built his railroad to be operated. Jim held numerous sessions on his railroad followed by lunch at a local dining establishment. A typical session included upwards of 15 operators. Everyone always had a great time as shown by an invited operator seldom turning down an opportunity to spend time with Jim and his railroad.

Jim has moved out of our lives and into our warm memories. Jim will be sorely missed by his family and large circle of friends...and most definitely by myself.



by **BRUCE BOWIE**

**Photos by the author
unless noted**

Train of Life

At birth, we boarded the train of life and met our parents, and we believed that they would always travel by our side. However, at some station, our parents would step down from the train, leaving us on life's journey alone. As time goes by, some significant people will board the train: siblings, other children, friends, and even the love of our life. Many will step down and leave a permanent vacuum. Others will go so unnoticed that we won't realize that they vacated their seats! This train ride has been a mixture of joy, sorrow, fantasy, expectations, hellos, goodbyes, and farewells.

A successful journey consists of having a good relationship with all passengers, requiring that we give the best of ourselves. The mystery that prevails is that we do not know at which station we ourselves will step down. Thus, we must try to travel along the track of life in the best possible way -- loving, forgiving, giving, and sharing.

When the time comes for us to step down and leave our seat empty - we should leave behind beautiful memories for those who continue to travel on the train of life. Let's remember to thank our Creator for giving us life to participate in this journey. I close by thanking you for being one of the passengers on my train!



WHAT'S GOING ON?

www.thegreatbereatrainshow.org • info@thegreatbereatrainshow.org

THE GREAT BEREA TRAIN SHOW

OUR 46th YEAR!



THE MIDWEST'S PREMIER
MODEL RAILROAD HOBBY

Keep up to date on all Division 4 events TEXT Div4 to 22828

Family Fun For All Ages

SATURDAY OCTOBER 5, 2019

SUNDAY OCTOBER 6, 2019

10:00 A.M. TO 4:00 P.M.

Cuyahoga County Fairgrounds

19201 E. Bagley Road, Middleburg Heights, OH 44130

OPERATING MODEL TRAINS!

DOOR PRIZES!

OVER 60,000 SQ. FT INDOORS

450 + VENDOR TABLES

FOOD • ATM • HANDICAP ACCESS

ALL SCALES • ACCESSORIES

SCENERY • HOBBY TOOLS & SUPPLIES

CHECK SHOW WEBSITE FOR SETAILAS & UPDATES
www.thegreatbereatrainshow.org



PRESENTED BY:

THE NATIONAL MODEL RAILROAD ASSOCIATION
MID-CENTRAL REGION DIVISION 4

www.div4.org

SERVING

CUYAHOGA • LORAIN • ERIE • HURON • MEDINA COUNTIES

vendors contact Dave James • showmanager@thegreatbereatrainshow.org • 440-785-9907



MODEL TRAINing DAY

Sunday November 3rd, 2019

11:00 a.m. to 4:00 p.m.

BLACK RIVER LANDING & TRANSPORTATION CENTER
421 Black River Lane (under the bridge)
Lorain, Ohio 44052

• FREE PUBLIC EVENT •

NOTE: Under age 15 must be accompanied by an adult.

CELEBRATE!



OPERATING MODEL TRAINS
DEMONSTRATIONS
DISPLAYS
HANDS ON TRAINING

WHO SHOULD ATTEND?

Kids & adults
All skill levels
Anyone who wants to learn how
to get started or improve what
you have!

DOOR PRIZES & OTHER GIVEAWAYS

BENCHWORK and MODULES

MAKE IT TAKE IT CLINICS & PROJECTS

LAYING TRACK

WHICH SCALE IS RIGHT FOR YOU

WIRING & ELECTRONICS

DCC vs. DC

WHAT TOOLS YOU WILL NEED

WEATHERING & SCENERY

MODEL & PROTOTYPE RESOURCES

JMRI

MORE! MORE! MORE!

Did you know that there is a "Railroading" Merit Badge? It's true. This event offers information about this merit badge as well as certified counselors who can get you started, add to what you've done, and actually complete your requirements for finishing the Railroading Merit Badge.



The Tourism Committee of The Lorain Growth Association will have a snack bar with food and drinks for sale.

www.div4trainingday.org

• info@div4trainingday.org

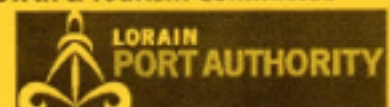
Presented by



The North Coast Division
The National Model Railroad Association
Mid-Central Region - Division 4
www.div4.org



The Lorain Growth & Tourism Committee



Oktoberfest

Saturday, October 12, 2019
Noon to 10:00 pm

at

The Painesville Railroad Museum

Painesville Railroad Depot

475 Railroad Street, Painesville, OH 44077

Enjoy Authentic German Food:

German Potato Salad, Sauerkraut, and Bratwurst
Hot Dogs, and Hamburgers also available.

Admission: \$0.00 adult, \$0.00 child (3 to 12 year old)
\$12.00 Family (max 2 adults, 3 children)

Learn the History of Oktoberfest

See authentic German Dancing

Live Music

German
and
Domestic Beer

VISIT THIS HISTORICAL TRAIN DEPOT



Direction to Painesville Depot

I-90 (exit 200) to Rt. 44
North on Rt. 44 to Rt. 2
East on Rt. 2 (1.5 miles) to OH 505 / OH 203 (exit 225)
South on OH 253 for 280 feet, left turn (east onto Chavlar St.)
East on Chavlar St (0.1 miles) to North State Street
South on North State Street (under RR bridge) to Railroad
Street
East on Railroad Street to Depot

*Be sure to bring your Camera and take pictures of
trains going by the station!*

Hosted by
Painesville Railroad Museum

SPONSORED BY



216.470.6180

pmr@prrm.net

www.painesvilleraillroadmuseum.org

A 100% Non Profit



(((Old Eli's!!!)))®

TRAIN & TOY SHOW

EVERYONE WELCOME

In Amish Country • Holmes County OH • Heritage Center • Rt 62 Between Berlin & Winesburg
3538 SR 62 • Millersburg OH 44654

October 19 2019 • 10 AM to 3 PM
\$5.00 Adults, Children under 12 Free



- Come See The Trains Run
- Running Layouts
- 150+ Tables
- Great Place to Get Christmas Gifts
- Busses Welcome
- Toy Dealers and Train Dealers Welcome

For more info: Please Call
Galen Hoover
330-763-1184

NOTICE: All Dealers \$10.00 per table paid in advance, no refund, 150+ tables.
Setup time: 5-8 PM on Fri. & 7-10 AM Sat. morning - Tear down time 3-6 PM.
Table must be taken by 9:30 to Hold Table

Send reservations to: **Galen Eli Hoover** Po Box 45, Mt Hope OH 44660

TABLES WANTED _____ **AMOUNT SEND** _____

Name _____

Address _____

Phone # _____

Do you want electric? _____ Do you have toys? _____

Call Galen to ask any questions at 330-763-1184

The Great Lakes Division
TRAIN COLLECTORS ASSOCIATION
2019/2020 Season

Train Meets

Saturday, October 26, 2019

Saturday, January 25, 2020

U.A.W. HALL (Parma)
 5615 Chevrolet Blvd.
 Cleveland, Ohio 44130

- FREE PARKING
- GROUND-LEVEL ENTRANCE
- GOOD LIGHTING
- TCA KIDS CLUB: KIDS PLAY WITH TRAINS!
- ALL SCALES: O, S, HO, N, Z & LARGE SCALE
- NEW AND OLD TRAINS
- PARTS, REPAIR MANUALS, PRICE GUIDES, BOOKS, ETC.
- TRAIN VIDEOS
- MODEL BUILDING SUPPLIES AND KITS
- LIONEL, AMERICAN FLYER, MTH, WILLIAMS, WEAVER, ETC.
- 175+ TABLES
- REFRESHMENTS AVAILABLE!

All TCA National Rules will be enforced.

ADMISSION \$5.00 Each, \$8.00 Family

Children Free

Open to the Public 10 am - 3 pm

For Meet Information Contact Ed Mulare:

(440) 665-0882

emulare1124@yahoo.com

www.greatlakesTCA.com

NEXT TCA LAKE ERIE CHAPTER MEETS
 MARCH 30TH AND NOVEMBER 30TH, 2019



LOCATION

DIRECTIONS

From Northeast
 I-90 to I-71 South to W 130th, to
 Brookpark Road to Chevrolet Blvd.
 From Southeast
 Ohio Turnpike to I-71 North to State Rd.
 to Chevrolet Blvd.
 From East
 I-271 West to I-490 West to Tiedeman Road to
 Brookpark Road to Chevrolet Blvd.
 From West
 I-490 East to W 130th Street East to
 Brookpark Road to Chevrolet Blvd.



Building a Model Railroad

Saturday, November 2, 2019

10:00 am to 3:00 pm

Open Free to the Public

The "How To" of Building a Model Railroad

- Basic layout framing
- Basics of laying track
- Basic transformer wiring
- Simple wiring / types
- Basic Scenery
- Model Building
- your railroad support structure (Benchwork)
- including the roadbed
- how to connect your transformer to your track
- to run your trains
- different construction techniques
- add that station or factory

Attend one or all Topics

- Non-members are Welcome
- Note: Under the age of 18, must be accompanied by an adult.
- Each Topic is taught by experienced model railroaders.
- Bring a current Project
- Bring your questions; Take home a wealth of knowledge.
- Operating Layouts to view
- Bring your camera and do some railfanning

Being Held at:
Painesville Railroad Museum
 475 Railroad Street
 Painesville, Ohio 44077
 A 501(c)3 Non-Profit.



Direction to Painesville Depot

I-90 just 2000 ft. Rt. 40
 North on Rt. 40 to Rt. 2
 East on Rt. 2 to I-90 to Rt. 202 to Rt. 202
 South on Rt. 202 to 200 West, left turn, past Ohio Chamber of
 Commerce, Chamber of Commerce to North State Street
 South on North State Street (under RR bridge) to Railroad Street
 East on Railroad Street to Depot.

Food and Drinks available for small donation.


For latest up-to-date info, check www.MCR5.org or email: promoday@mcr5.org



Presented by
National Model Railroad Association
 Mid-Central Region – Division 5



Jon Ulbright presents the 4th



Mt. Hope Train & Toy Show

sponsored by CJ Trains LLC
www.cjtrains.com

Featuring:

- All Gauges & Parts
- Running Layouts
- Farm & Vintage Toys
- Die-cast Models
- Books & Videos
- NASCAR Items
- 600+ Dealer Tables
- Free Parking
- Catered by Mrs. Yoder's Kitchen

Saturday, November 2, 2019

10:00 AM - 4:00 PM • Admission: Adults \$5.00 • Children 12 and under FREE

Mt. Hope Event Center

8876 St. Rt. 241

Mt. Hope, OH 44660

(Using GPS: 8078 St. Rt. 241, Millersburg, OH 44664)

Rules for Dealers:

1. Dealers will not accept any money for items sold at this show.
2. Dealers will accept full responsibility for any injuries or loss in items or their property while attending the show. Dealers expressly release the sponsor's CJ Trains LLC and Mt. Hope Event Center from any liability and agree to hold harmless the sponsor.
3. All items will be returned for each show that a dealer is unable to attend because of illness or regular problems. If unable to attend because of any other reasons, the dealer must call CJ Trains LLC seven days prior to the show in writing or by phone.
4. Tables to be set up in writing or by phone.
5. If for any reason the show is cancelled, all items will be returned.
6. All items and storage materials must be placed directly under the tables. No items are to be left in the aisles or undelivered. Items to be delivered in advance (30 days prior) at the additional cost.
7. All loading and unloading of materials, exhibits, and etc. are to be done at the designated entrance.

1. No "pick-up" tables & etc.



Next Show:
February 23, 2020

Please Print

Dealers - \$25 per table in advance → Reg. Tables, get FREE! →
Two free admissions per exhibitor.

Name _____

Phone _____

Address _____

City, State, Zip _____

Email _____

☐ 2.86.10 ☐ 062 ☐ 10.05 ☐ 062 ☐ 10.05 ☐ 062 ☐ 10.05 ☐ 062 ☐ 10.05

I would like _____ tables at \$25.00 each = \$ _____
Free coffee for Dealers 8:00-10:00 AM, courtesy of CJ Trains LLC

All table orders are prepaid! No exceptions!

Make checks payable to:

CJ Trains LLC
c/o Jon Ulbright
PO Box 448
Millersburg, Ohio 44661
www.cjtrains.com

Call after 6:30 PM

Jon Ulbright
330-202-7488 • 330-405-8664
e-mail: jon@cjtrains.com
Mt. Hope - Fall 2019

NETS Model Train Show

All Scale Model Train Show

In Memorial of Bob Orlando

Saturday, November 9, 2019

10 am - 3 pm

Highland Heights Community Center

5827 Highland Road

Highland Hts. Ohio 44143

Admission: \$5.00 adults

Children under 12 Free

Free Parking



For information, contact:
Jim Wendorf
(419) 387-0880
wendorf@netsmodeltrainshow.com



In Memorial of Bob Orlando

See Bob's legend sponsored by his son Nick
Under Operating Display and the display of

Please help the restoration and preservation of the historic
Painesville Depot and bring her back to its glory days of the
NYC Painesville Railroad Museum, a 501(c)(3) nonprofit, and
Orlando family.

www.netsmodeltrainshow.com

Nov. 2019 NETS Model Train Show

PLEASE PRINT

Name _____

Phone (____) _____

Address _____

City _____ State _____ Zip _____

Email _____

Amount Enclosed \$ _____ No. of Tables _____

Sponsored by North East Train Society

6' X 10' Tables

Golfing items - Tables cost \$25.00 each

Load in 6:00 pm to 6:30 pm
Sat. 7 am to 9:45 am

Make Checks Payable To:
Jim Wendorf

Mail To:
Jim Wendorf
11381 Labrador Lane
Concord, Ohio 44077

Please send table request by Nov. 1,
2019

Return this part

Please return this part only

Cleveland Model Show 23

"The Local Contest That Seems More Like A Regional!"



Sunday, November 3rd, 2019

Kirtland School Complex in Kirtland, Ohio
9150 Chillicothe Rd. (Rt. 386), Kirtland, Ohio 44094

- * Judges' Best of Show Award * People's Choice Award *
- * "Best Of" Category Awards * Eight Special Awards *
- * Huge Raffle * Hobby Vendors * 58 Categories *
- * **FREE** "Make & Take" Modeling Program and Kids' Raffle *

Show Schedule:

7:30 a.m. Vendor Set-Up
8:00 a.m. Registration and Vendor Areas Open to General Public
10:00 p.m. Registration Closes, **NO LATE ENTRANTS**. Contest Judging Begins (contest area to remain open)
3:00 p.m. Approximate Time of Awards Presentation (shortly after judging ends)
4:00 p.m. Vendor Room Closed
4:30 p.m. Show Ends - *Due to Contractual Obligations, the Show Facility must be empty by 5:00 p.m.*

Contest Entry Fees: Adults - \$10, unlimited entries; **JUNIORS & BANTAMS - FREE!**



General Admission: 12 yrs and Over - \$2; **Early Entry to Vendors** (Before 8:30 a.m.) - \$10

Vendors: 58 tables - \$15/ea. (\$50/ea after Oct. 27th)

For additional information, please visit our web site at www.clevelandmodelsHOW.org or contact:

Chairman: John Yllois, yllois@roadrunner.com, 215-731-2224

Vendors: Doug Holke, dholke@windstream.net, 440-371-7145



— This is a family event — no alcohol allowed on school property. —

TRAIN SHOW & SALE

OUR 29TH YEAR



SATURDAY, NOVEMBER 16, 2019 10:00 AM to 3:00 PM
Holy Family Parish Saffin Center (NEW LOCATION)
3938 POPLAR LEVEL RD, LOUISVILLE, KY 40213

- Model Trains in All Scales
- Operating Layouts and Displays
- Retail Sales - Over 100 tables
- Information Stations
- Hourly Door Prizes!
- Great Food & Beverages
- FREE Parking

ADMISSION

\$6.00 Per Person – Children 12 and under free with an adult
NMRA members can enter the show at 9:00 AM
with your current membership card in hand

Dealer Tables available - \$30 per table

Sponsored by Division 8 - Mid Central Region - NMRA

FOR MORE INFORMATION VISIT

Website: <http://div8-mcr-nmra.org>

Facebook: @Division8.MCR.NMRA

HOBBY SOURCES IN OUR AREA

State Tool & Die 

4780 Briar Road | Cleveland, OH 44135 | T: 216-267-6030



Shop our entire inventory of HO scale cars and accessories at www.statetoolanddie.com

Sounds Of Motion 

DCC SALES AND TECHNICAL SUPPORT

6910 SOM Center Rd.
Solon, OH 44139
Phone 440-248-4599

FRANK FEKO
Proprietor
frankfeko@gmail.com

DEPOT TRAIN & HOBBY
"It's not just a Hobby . . . It's an Adventure."

Garden Railroad, Lionel, HO, & N
Trains, Track, and Accessories
Plastic Models, Rockets,
Wooden Ships, Hobby Tools, and Paint

4342 W. 130th Street
Cleveland, Ohio 44135
216-252-8880
www.depotland.com



EASTERN OHIO TRAINS
The Hobby Home of High Speed Service

2740 Fairmount Blvd.
Cleveland Heights, Ohio 44106
Phone: 216-215-7377
Fax: 216-371-0931
email: cohss@aol.com
www.easternohiotrains.com

Joe Andrews, Proprietor

JASON'S BRASS POLES

We specialize in trolley model products.
Railroad Trolley & Specialty & Model Railroad Dealer

Brian Weisman - Owner

bweisman@roadrunner.com (TROLLEYS & MODEL RAILROAD DEALER)

<http://www.jasonsbrasspoles.com/>

These vendors are members of our very own NORTH COAST DIVISION! Give them a try when you need the supplies and services they offer!! - Editor

AL'S TRAINS & HOBBY LLC

708 BROADWAY AVE.
BEDFORD, OHIO 44146



DCC INSTALL
FRAME MILLING
TRAIN SETS & ACCESSORIES
MODEL KITS-SLOT CAR SETS
& ACCESSORIES

HOURS:
M-W-F: 10-6
THURS: 10-7
SAT: 10-4
SUN-MON: CLOSED

Phone: 440-232-0591 Fax: 440-232-0596

www.alstrains hobby.com email: al@alstrains hobby.com

(216) 661-7300
FAX (216) 661-6433



TRADING POST TRAIN SHOP

FEATURING LIONEL TRAINS

JAMES J. BERILLA
Owner

4394 PEARL RD.
CLEVELAND, OHIO 44109

DEPOT TRAIN & HOBBY

"It's not just a Hobby . . . It's an Adventure."

Garden Railroad, Lionel, HO, & N
Trains, Track, and Accessories
Plastic Models, Rockets,
Wooden Ships, Hobby Tools, and Paint

4342 W. 130th Street
Cleveland, Ohio 44135
216-252-8880
www.depotland.com



KEEP YOUR TARGET "ACQUIRED"
AT THE

WARZONE MATRIX

CHRIS WILSON
(216) 433-1316
WARZONEMATRIX.COM



4704 ROCKY RIVER DRIVE
CLEVELAND OHIO 44135

M2ONE@sbcglobal.net

MON - SAT. 10-5
SUN. NOON-5

www.ormandys.com



I - HO - Z GAUGES AND PARTS

Ormandy's

TRAINS & TOYS FOR THE CONNOISSEUR
SPECIALIZING IN EUROPEAN TRAINS
BUY & SELL OLD TOYS

JOHN ORMANDY

330-722-1019
330-722-2205 Fax



10 PUBLIC SQUARE
MEDINA, OHIO 44256

EXTENDED
HOLIDAY
HOURS

Model Trains

Jan Dell Flowers Train Shop

Lionel - MTH - Marklin - Micro-Trains - Kato - LGB - Piko - Bway Ltd.

19350 Detroit Road Rocky River OH 44116

440/331-2392
Jim Lewis



Uncle Ray's Trains

4282 Lake Rd. • Sheffield Lake, Ohio 44054



uncleraystrains@gmail.com

Or call Uncle Ray at... (888) 933-2999 • (440) 933-0609

www.uncleraystrainsoh.com

Stewart's Hobbies & Collectors' Toys

Trains • Plastic Kits • Die-Cast Cars
Slot Cars • Toy Soldiers

38033 Euclid Ave. • Willoughby, OH 44094

STORE
HOURS:
M-F 12-6
THURS. 12-8
SAT. 10-6

440/942-6632

ROB STEWART
SANDY STEWART

• Buy •
Sell • Trade
Old & New

Strongsville Hobby



of Elyria
440-366-0665

ELECTRIC & NITRO R/C CARS, BOATS, AIRPLANES, SLOT CARS, ROCKETS
HOBBY SUPPLIES & PINE CAR DERBY, TRAINS & PLASTIC MODELS

831 Chestnut Commons Dr.
Elyria, Ohio 44035
Phone (440)366-0665
Fax (440)366-0666

R/C TRACK
ON SITE

www.strongsvillehobby.com

Mon - Fri 11:00 - 8:00
Sat 11:00 - 6:00
Sun 12:00 - 5:00
JERRY IVANCIC

DANIELS HOBBIES

Premium Quality

Est 1978

34E Main Street, Norwalk, OH 44857
M-Sat 10AM-6PM, Closed Sundays
(419)588-2029 | danielshobbies.com

CORNER FIELD



MODEL RAILROAD & HOBBY

18720 Pioneer Road • Middlefield, Ohio 44062

Located in Hunsburg

Tom Elesh, Owner • 440-636-5162

Website: cornerfieldmodelrailroadmuseumandhobby.com

Email: cornerfield@cornerfieldmodelrailroadmuseumandhobby.com

BAD L's Hobby

Your One Stop Slot Car Shop!

13397 Smith Road
Middleburg Heights, OH 44130



440-941-BADL (2235)

info@badlhby.com

<http://badlhby.com>

Bob Lusch
The "B" in BAD

STOCKYARD EXPRESS LLC

O-Gauge MTH Electric Trains & Accessories

Where the bull stays in the barn and the train rolls down the track

• MTH Authorized Service & Demo Center •

MTH - Lionel - Atlas

'O' Trains, track, accessories and more

Clyde & Diane Lewis

440.774.2131 / 440.774.7575 fax

49293 Plate Rd

Oberlin, OH 44074

(South of Beaubien & SR 20)

www.stockyardexpressllc.com

email:stockyardexpress@aol.com

Stauffer Books & Prints



www.staufferbooksandprints.weebly.com

STAUFER BOOKS & PRINTS

(330) 636-1672

HOBBYTOWN USA

7982 PLAZA BLVD.
MENTOR, OH 44060

HTUMENTOR@AOL.COM
440-974-2116 MON-SAT 10am-8pm



BEN FRANKLIN



Plastic, Wood & Metal Models
Trains • Rockets • Kites • Coin Books
Die Cast • Roadrace • Pine Car Derby
Puzzles • Radio Control • Dime Store

Large Selection
Great Prices
Howard Mowcomber

183 Park Ave.
Amherst, OH 44001
440-988-5462

tanm55@centurytel.net

THE MUSIC BOX

Grand Pacific Junction
8062 Columbia Road
Olmsted Falls, OH 44138

440-235-1625

themusicbox@prodigy.net

PLEASE SUPPORT THESE DEALERS!

DIVISION 4, MCR, NMRA

The North Coast Division

The North Coast Division holds 10 meetings a year (none in July and August). Meetings are on the 2nd Friday of each month. A social half hour starts at 7:00 p.m. followed by a short business meeting at 7:30. After a short break, a railroad themed raffle and clinic complete the typical agenda. Meetings are held at The Church of The Redeemer, 23500 Center Ridge Road, Westlake, OH 44145. Visitors are welcome to attend any meeting.

The Division's newsletter, *The Flatwheel* is published monthly (except during July and August) by Division Four of the Mid-Central Region (MCR) of the National

Model Railroad Association (NMRA). All comments are welcome. Views expressed in *The Flatwheel* do not necessarily reflect the opinion of the NMRA, MCR, or Division Four.

Uncredited photos courtesy of the editor or staff photographer Dave Williams.

The Flatwheel is typically electronically published no later than the Monday preceding the monthly meeting. Submissions are due no later than the 26th of the prior month, for example, August 26th for the September *Flatwheel*.

ABOUT US

We are Division 4 of the Mid-Central Region of the National Model Railroaders Association. With more than 200 members from Cuyahoga, Erie, Huron, Lorain and Medina counties in the state of Ohio. The North Coast Division meetings are normally held on the second Friday of the month to hear guest speakers, share skills, have railroad related clinics, and to share common problems and successes. Many of us get together informally in round-robin sessions to operate and work on each other's layouts, or just to talk railroads and modeling.

Jim Moore giving the operators an update on his CC&LE prior to the start of one of his many operating sessions. Jim loved hosting OPs on his railroad! - Photo by Bruce Bowie

